

General Information

Financial Information

Service Consumption

996 Annual Unlinked Trips (UPT)

Service Supplied

9,511 Annual Vehicle Revenue Miles (VRM)

299 Annual Vehicle Revenue Hours (VRH)

Summary of Operating Expenses (OE)

\$24,511 Total Operating Expenses

Database Information

NTDID: 8R05-80265

Reporter Type: Rural General Public Transit

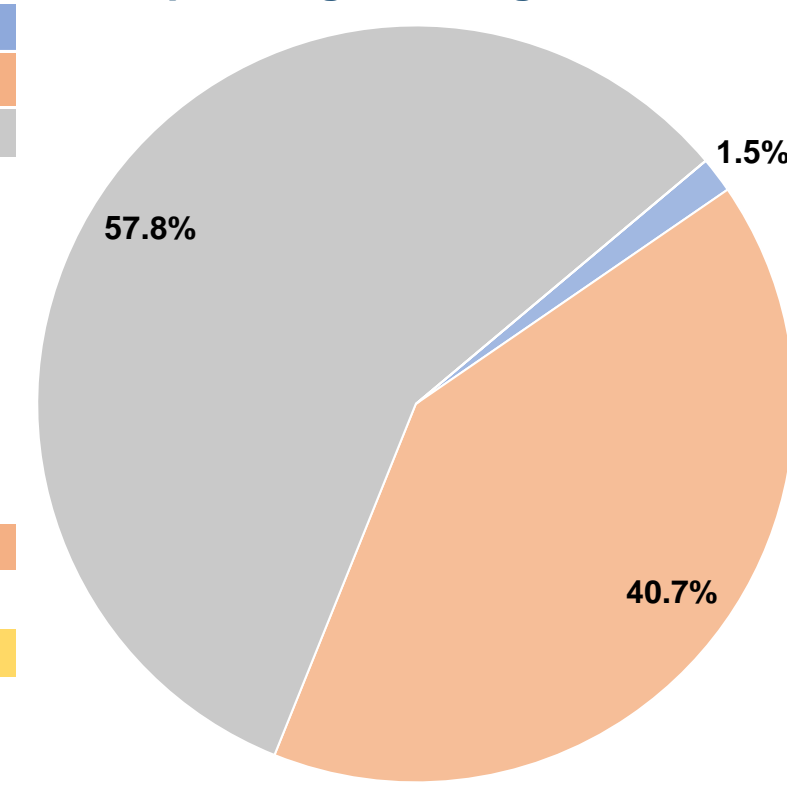
Sources of Operating Funds Expended

Fare Revenues	\$374	1.5%
Local Funds	\$9,970	40.7%
State Funds	\$14,167	57.8%
Federal Assistance	\$0	0.0%
Other Funds	\$0	0.0%
Total Operating Funds Expended	\$24,511	100.0%

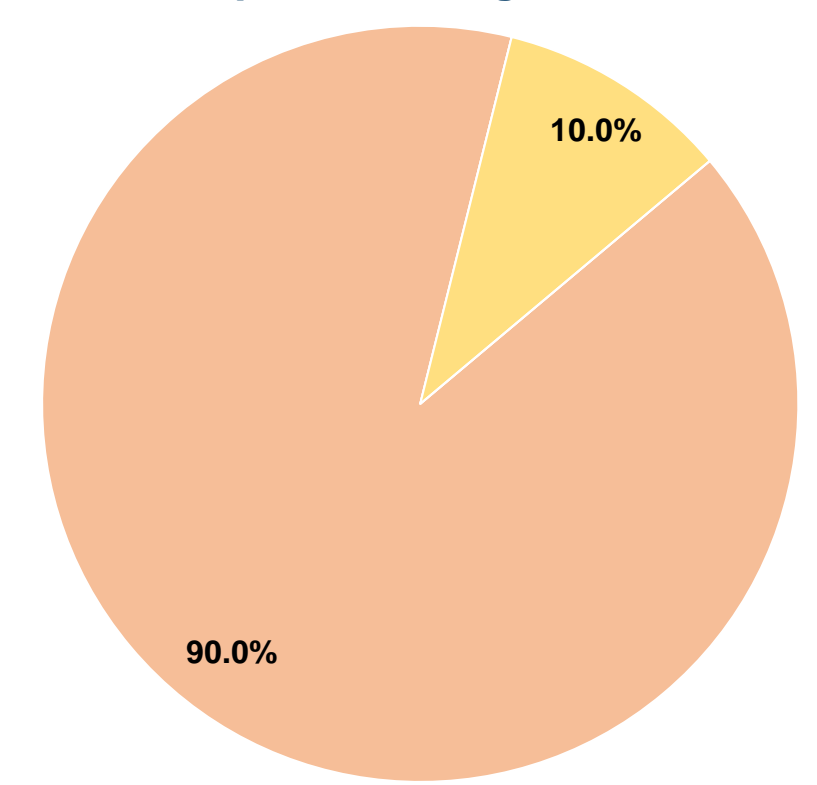
Sources of Capital Funds Expended

Fare Revenues	\$0	0.0%
Local Funds	\$47,250	90.0%
State Funds	\$0	0.0%
Federal Assistance	\$5,250	10.0%
Other Funds	\$0	0.0%
Total Capital Funds Expended	\$52,500	100.0%

Operating Funding Sources



Capital Funding Sources



Modal Characteristics

Operation Characteristics

Vehicles Operated at Maximum Service

Mode	Directly Operated	Purchased Transportation	Operating Expenses	Fare Revenues	Uses of Capital Funds	Annual Unlinked Trips	Annual Vehicle Revenue Miles	Annual Vehicle Revenue Hours
Demand Response	3	-	\$24,511	\$374	\$52,500	996	9,511	299
Total	3	-	\$24,511	\$374	\$52,500	996	9,511	299

Performance Measures


Service Efficiency

Mode	Operating Expenses per Vehicle Revenue Mile	Operating Expenses per Vehicle Revenue Hour
Demand Response	\$2.58	\$81.98
Total	\$2.58	\$81.98

Service Effectiveness

Mode	Operating Expenses per Unlinked Passenger Trip	Unlinked Trips per Vehicle Revenue Mile	Unlinked Trips per Vehicle Revenue Hour
Demand Response	\$24.61	0.1	3.3
Total	\$24.61	0.1	3.3

Operating Expense per Vehicle Revenue Mile: Agency Total



Unlinked Passenger Trips per Vehicle Revenue Mile: Agency Total

