

**General Information**

**Financial Information**

**Service Consumption**

3,581 Annual Unlinked Trips (UPT)

**Service Supplied**

25,465 Annual Vehicle Revenue Miles (VRM)

711 Annual Vehicle Revenue Hours (VRH)

**Summary of Operating Expenses (OE)**

\$77,756 Total Operating Expenses

**Database Information**

NTDID: 8R05-80301

Reporter Type: Rural General Public Transit

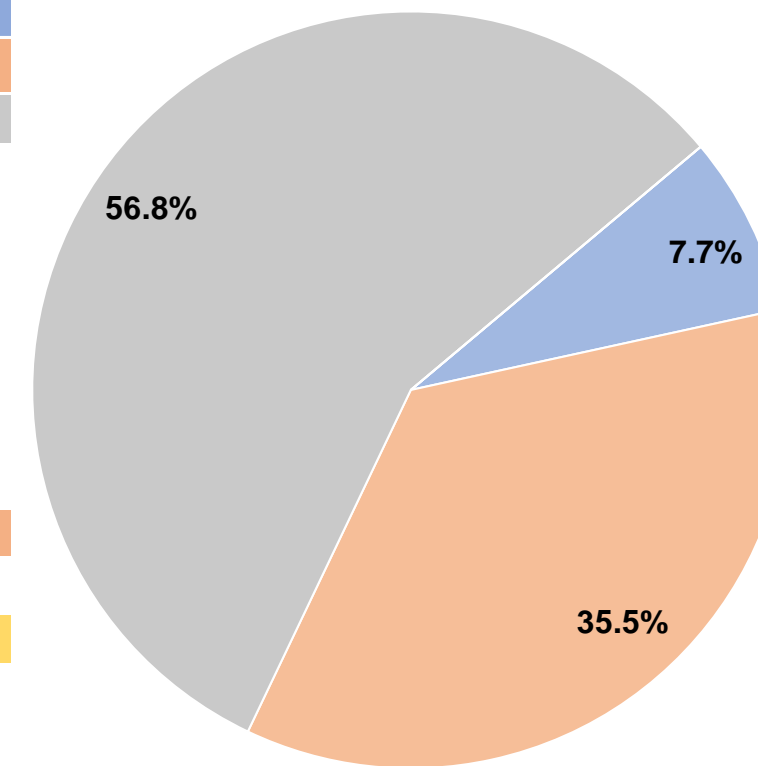
**Sources of Operating Funds Expended**

Fare Revenues	\$5,980	7.7%
Local Funds	\$27,606	35.5%
State Funds	\$44,170	56.8%
Federal Assistance	\$0	0.0%
Other Funds	\$0	0.0%
<b>Total Operating Funds Expended</b>	<b>\$77,756</b>	<b>100.0%</b>

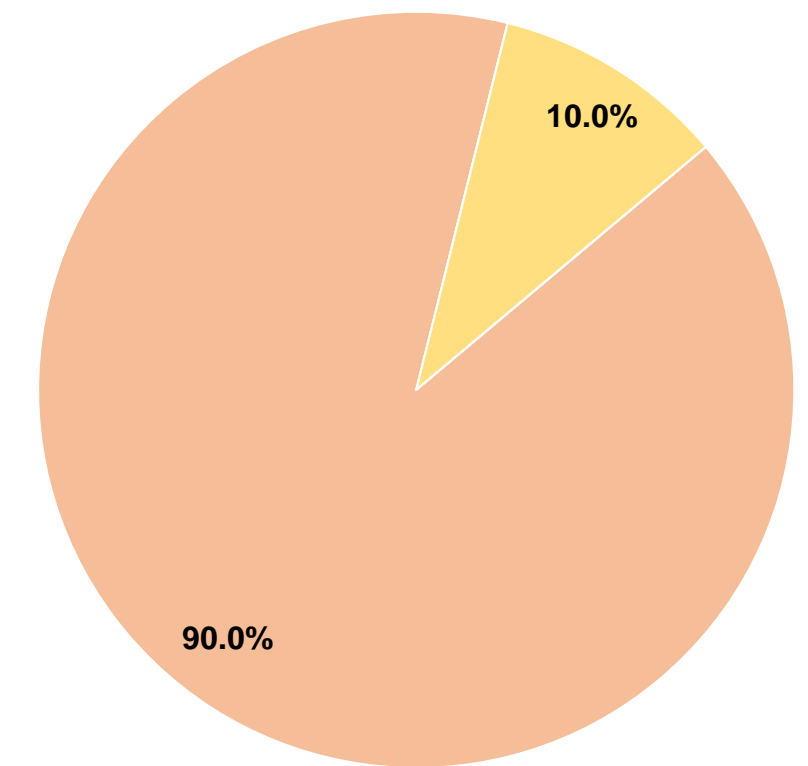
**Sources of Capital Funds Expended**

Fare Revenues	\$0	0.0%
Local Funds	\$32,971	90.0%
State Funds	\$0	0.0%
Federal Assistance	\$3,663	10.0%
Other Funds	\$0	0.0%
<b>Total Capital Funds Expended</b>	<b>\$36,634</b>	<b>100.0%</b>

**Operating Funding Sources**



**Capital Funding Sources**



**Modal Characteristics**

**Operation Characteristics**

**Vehicles Operated at Maximum Service**

Mode	Directly Operated	Purchased Transportation	Operating Expenses	Fare Revenues	Uses of Capital Funds	Annual Unlinked Trips	Annual Vehicle Revenue Miles	Annual Vehicle Revenue Hours
Demand Response	5	-	\$77,756	\$5,980	\$36,634	3,581	25,465	711
<b>Total</b>	<b>5</b>	<b>-</b>	<b>\$77,756</b>	<b>\$5,980</b>	<b>\$36,634</b>	<b>3,581</b>	<b>25,465</b>	<b>711</b>

**Performance Measures**


**Service Efficiency**

Mode	Operating Expenses per Vehicle Revenue Mile	Operating Expenses per Vehicle Revenue Hour
Demand Response	\$3.05	\$109.36
<b>Total</b>	<b>\$3.05</b>	<b>\$109.36</b>

**Service Effectiveness**

Mode	Operating Expenses per Unlinked Passenger Trip	Unlinked Trips per Vehicle Revenue Mile	Unlinked Trips per Vehicle Revenue Hour
Demand Response	\$21.71	0.1	5.0
<b>Total</b>	<b>\$21.71</b>	<b>0.1</b>	<b>5.0</b>

Operating Expense per Vehicle Revenue Mile: Agency Total



Unlinked Passenger Trips per Vehicle Revenue Mile: Agency Total

