

General Information

Financial Information

Service Consumption

7,721 Annual Unlinked Trips (UPT)

Service Supplied

23,837 Annual Vehicle Revenue Miles (VRM)

3,604 Annual Vehicle Revenue Hours (VRH)

Summary of Operating Expenses (OE)

\$72,102 Total Operating Expenses

Database Information

NTDID: 8R05-88224

Reporter Type: Rural General Public Transit

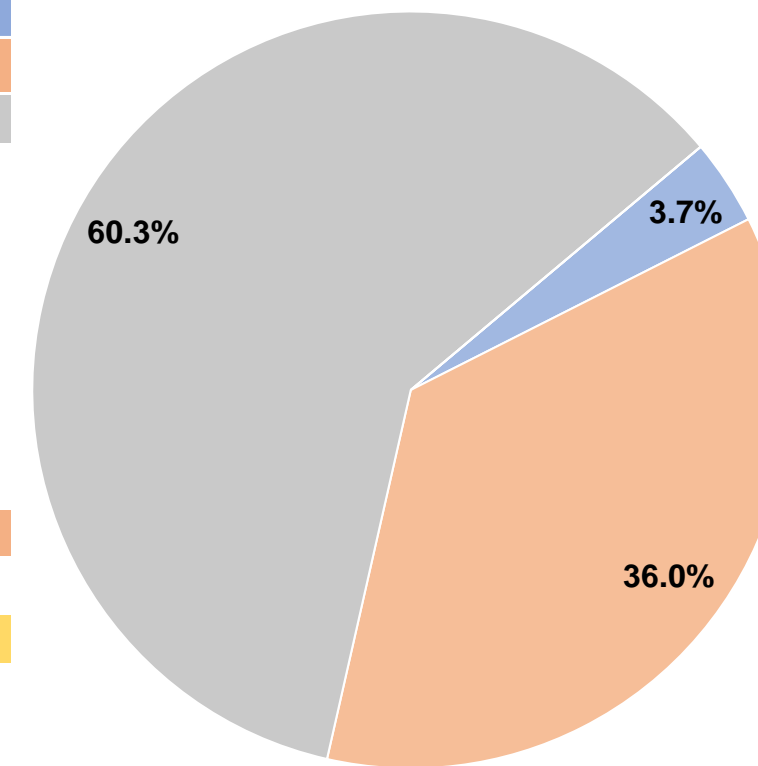
Sources of Operating Funds Expended

Fare Revenues	\$2,638	3.7%
Local Funds	\$25,961	36.0%
State Funds	\$43,503	60.3%
Federal Assistance	\$0	0.0%
Other Funds	\$0	0.0%
Total Operating Funds Expended	\$72,102	100.0%

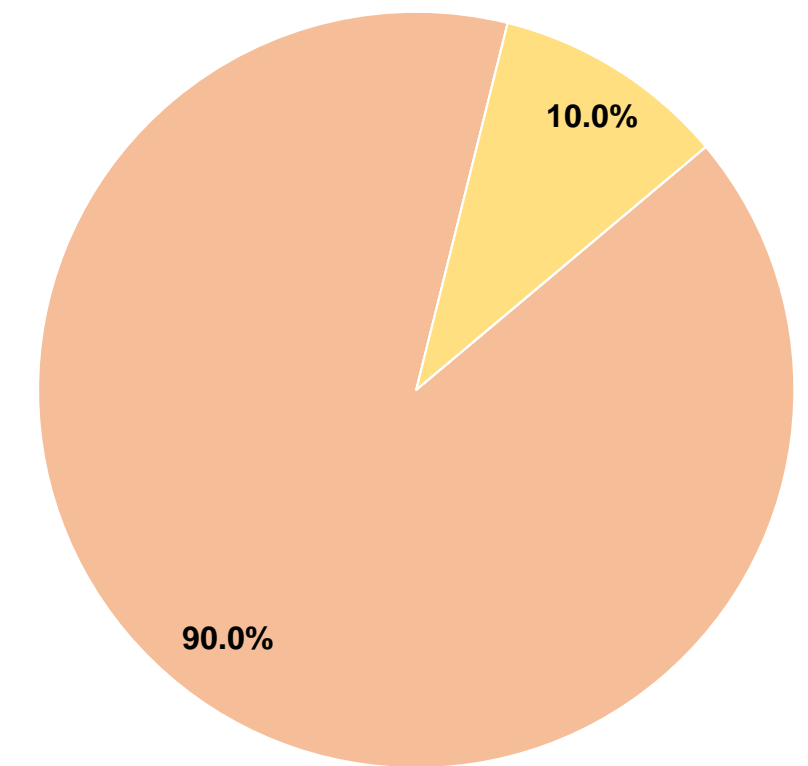
Sources of Capital Funds Expended

Fare Revenues	\$0	0.0%
Local Funds	\$36,207	90.0%
State Funds	\$0	0.0%
Federal Assistance	\$4,023	10.0%
Other Funds	\$0	0.0%
Total Capital Funds Expended	\$40,230	100.0%

Operating Funding Sources



Capital Funding Sources



Modal Characteristics

Operation Characteristics

Vehicles Operated at Maximum Service

Mode	Directly Operated	Purchased Transportation	Operating Expenses	Fare Revenues	Uses of Capital Funds	Annual Unlinked Trips	Annual Vehicle Revenue Miles	Annual Vehicle Revenue Hours
Demand Response	4	-	\$72,102	\$2,638	\$40,230	7,721	23,837	3,604
Total	4	-	\$72,102	\$2,638	\$40,230	7,721	23,837	3,604

Performance Measures

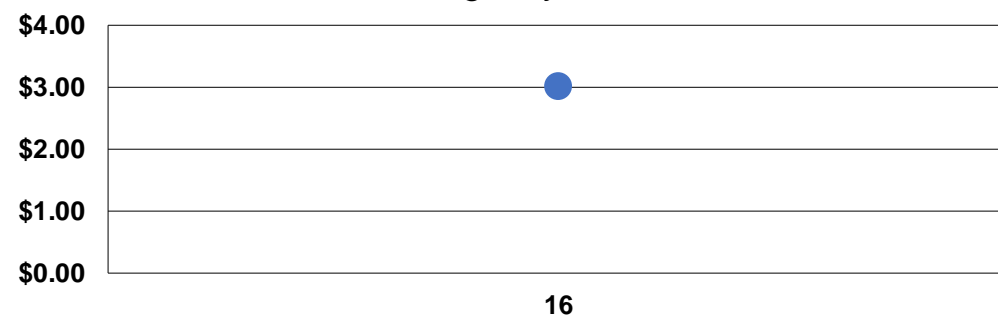
Service Efficiency

Mode	Operating Expenses per Vehicle Revenue Mile	Operating Expenses per Vehicle Revenue Hour
Demand Response	\$3.02	\$20.01
Total	\$3.02	\$20.01

Service Effectiveness

Mode	Operating Expenses per Unlinked Passenger Trip	Unlinked Trips per Vehicle Revenue Mile	Unlinked Trips per Vehicle Revenue Hour
Demand Response	\$9.34	0.3	2.1
Total	\$9.34	0.3	2.1

Operating Expense per Vehicle Revenue Mile: Agency Total



Unlinked Passenger Trips per Vehicle Revenue Mile: Agency Total

