

**General Information**

**Federally Recognized Tribal Statistical Areas**

Navajo Nation Reservation and Off-Reservation Trust Land, AZ--NM--UT

**Service Consumption**

160,238 Annual Unlinked Trips (UPT)

**Service Supplied**

640,568 Annual Vehicle Revenue Miles (VRM)  
17,476 Annual Vehicle Revenue Hours (VRH)

**Database Information**

NTDID: 90005

Reporter Type: Tribal Reporter

**Financial Information**

**Sources of Operating Funds Expended**

Fare Revenues	\$147,020	7.4%
Local Funds	\$617,072	31.0%
State Funds	\$0	0.0%
Federal Assistance	\$1,226,675	61.6%
Other Funds	\$0	0.0%

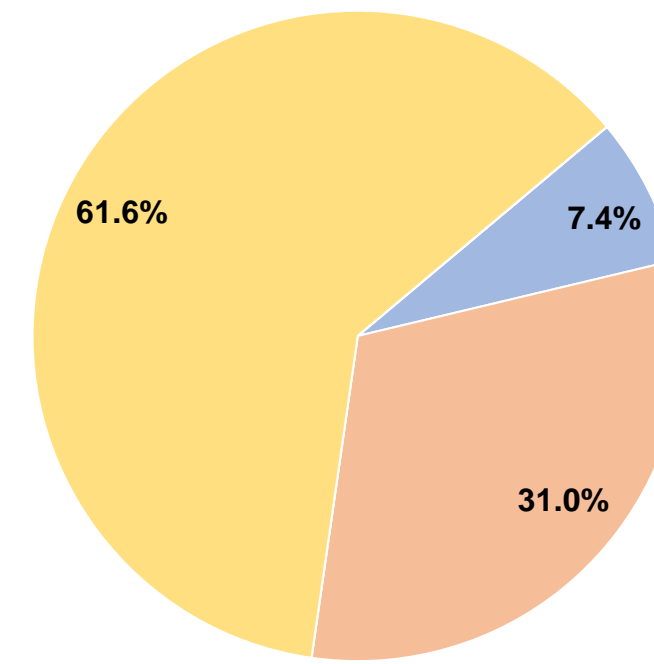
**Total Operating Funds Expended \$1,990,767 100.0%**

**Sources of Capital Funds Expended**

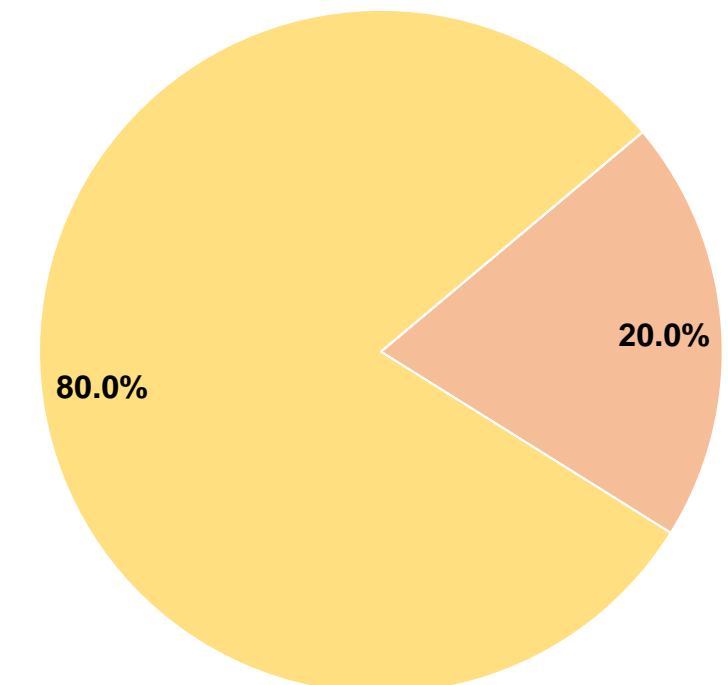
Fare Revenues	\$0	0.0%
Local Funds	\$52,201	20.0%
State Funds	\$0	0.0%
Federal Assistance	\$208,712	80.0%
Other Funds	\$0	0.0%

**Total Capital Funds Expended \$260,913 100.0%**

**Operating Funding Sources**



**Capital Funding Sources**



**Modal Characteristics**

**Operation Characteristics**

**Vehicles Operated at Maximum Service**

Mode	Directly Operated	Purchased Transportation	Operating Expenses	Fare Revenues	Uses of Capital Funds	Annual Unlinked Trips	Annual Vehicle Revenue Miles	Annual Vehicle Revenue Hours	Average Fleet Age in Years <sup>a</sup>
Commuter Bus	12	-	\$1,990,767	\$147,020	\$260,913	160,238	640,568	17,476	4.8
<b>Total</b>	<b>12</b>	<b>-</b>	<b>\$1,990,767</b>	<b>\$147,020</b>	<b>\$260,913</b>	<b>160,238</b>	<b>640,568</b>	<b>17,476</b>	

**Performance Measures**


**Service Efficiency**

Mode	Operating Expenses per Vehicle Revenue Mile	Operating Expenses per Vehicle Revenue Hour
Commuter Bus	\$3.11	\$113.91
<b>Total</b>	<b>\$3.11</b>	<b>\$113.91</b>

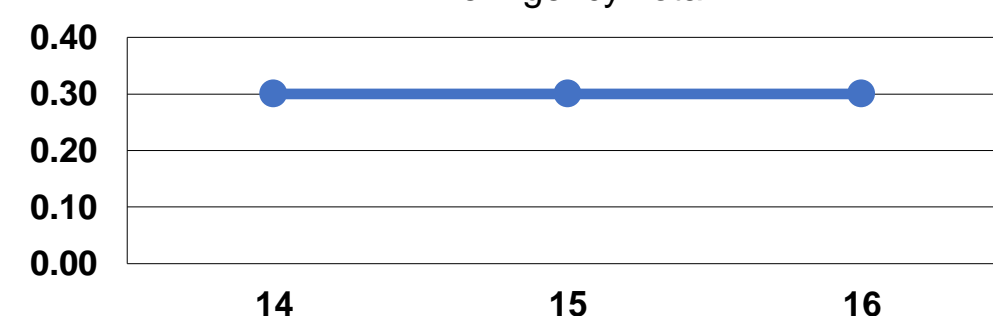
**Service Effectiveness**

Mode	Operating Expenses per Unlinked Passenger Trip	Unlinked Trips per Vehicle Revenue Mile	Unlinked Trips per Vehicle Revenue Hour
Commuter Bus	\$12.42	0.3	9.2
<b>Total</b>	<b>\$12.42</b>	<b>0.3</b>	<b>9.2</b>

Operating Expense per Vehicle Revenue Mile: Agency Total



Unlinked Passenger Trips per Vehicle Revenue Mile: Agency Total



**Notes:**

<sup>a</sup>Demand Response - Taxi (DT) and non-dedicated fleets do not report fleet age data.