

**General Information**

**Urbanized Area Statistics - 2010 Census**

Los Angeles-Long Beach-Anaheim, CA  
 1,736 **Square Miles**  
 12,150,996 **Population**  
 2 **Pop. Rank out of 498 UZAs**

**Service Consumption**

55,743,630 **Annual Passenger Miles (PMT)**  
 4,293,380 **Annual Unlinked Trips (UPT)**  
 8,843 **Average Weekday Unlinked Trips<sup>2</sup>**  
 4,424 **Average Saturday Unlinked Trips<sup>2</sup>**  
 4,287 **Average Sunday Unlinked Trips<sup>2</sup>**

**Database Information**

NTDID: 90157  
 Reporter Type: Full Reporter

**Service Area Statistics**

1,621 **Square Miles**  
 11,638,106 **Population**

**Service Supplied**

38,024,174 **Annual Vehicle Revenue Miles (VRM)**  
 2,284,107 **Annual Vehicle Revenue Hours (VRH)**  
 1,955 **Vehicles Operated in Maximum Service (VOMS)**  
 2,050 **Vehicles Available for Maximum Service (VAMS)**

**Modal Characteristics**

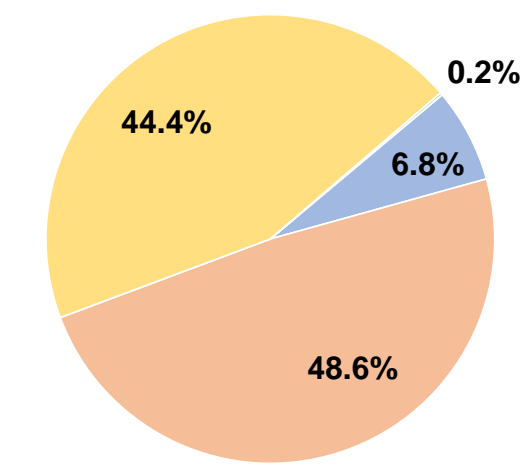
Modal Overview	Vehicles Operated in Maximum Service		Uses of Capital Funds					Total
	Directly Operated	Purchased Transportation	Revenue Vehicles	Systems and Guideways	Facilities and Stations	Other		
Demand Response	-	786 <sup>1</sup>	\$3,099,285	\$404,228	\$0	\$115,959	\$3,619,472	
Demand Response - Taxi	-	1,169	\$0	\$0	\$0	\$0	\$0	
<b>Total</b>	<b>-</b>	<b>1,955</b>	<b>\$3,099,285</b>	<b>\$404,228</b>	<b>\$0</b>	<b>\$115,959</b>	<b>\$3,619,472</b>	

**Financial Information**

**Sources of Operating Funds Expended**

Fare Revenues	\$9,640,950	6.8%
Local Funds	\$68,983,265	48.6%
State Funds	\$0	0.0%
Federal Assistance	\$63,003,952	44.4%
Other Funds	\$251,036	0.2%
<b>Total Operating Funds Expended</b>	<b>\$141,879,203</b>	<b>100.0%</b>

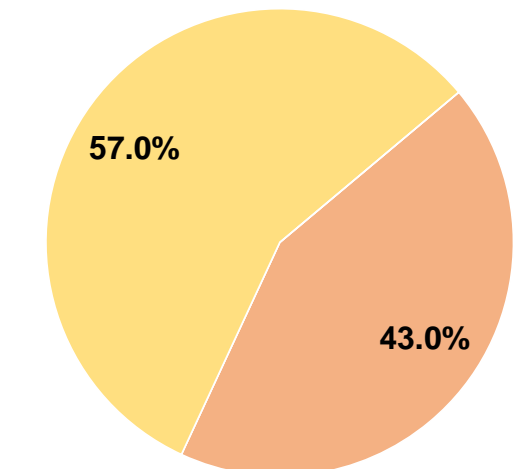
**Operating Funding Sources**



**Sources of Capital Funds Expended**

Fare Revenues	\$0	0.0%
Local Funds	\$1,557,186	43.0%
State Funds	\$0	0.0%
Federal Assistance	\$2,062,286	57.0%
Other Funds	\$0	0.0%
<b>Total Capital Funds Expended</b>	<b>\$3,619,472</b>	<b>100.0%</b>

**Capital Funding Sources**



**Summary of Operating Expenses (OE)**

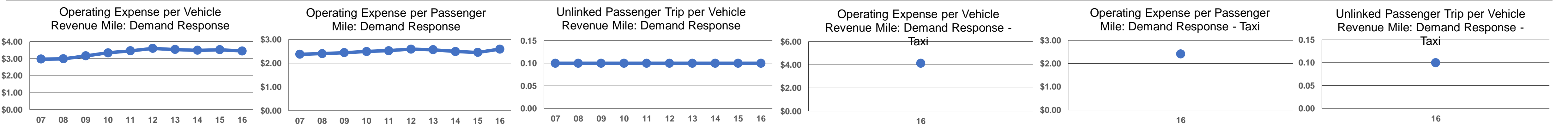
Salary, Wages, Benefits	\$8,420,029	6.0%
Materials and Supplies	\$979,628	0.7%
Purchased Transportation	\$107,823,061	76.9%
Other Operating Expenses	\$23,020,905	16.4%
<b>Total Operating Expenses</b>	<b>\$140,243,623</b>	<b>100.0%</b>
Reconciling OE Cash Expenditures	\$614,468	
Purchased Transportation (Reported Separately)	\$1,021,112 *	

**Operation Characteristics**

Mode	Operating Expenses	Fare Revenues	Uses of Capital Funds	Annual Passenger Miles	Annual Unlinked Trips	Annual Vehicle Revenue Miles	Annual Vehicle Revenue Hours	Fixed Guideway Directional Route Miles	Vehicles Available for Maximum Service	Vehicles Operated in Maximum Service	Average Percent Spare Vehicles	Average Fleet Age in Years <sup>a</sup>
Demand Response	\$85,278,975 <sup>1</sup>	\$5,872,996 <sup>1</sup>	\$3,619,472	32,902,101	2,769,809	24,707,073	1,698,302	0.0	881	786 <sup>1</sup>	10.8%	3.5
Demand Response - Taxi	\$54,964,648	\$3,767,954	\$0	22,841,529	1,523,571	13,317,101	585,805	0.0	1,169	1,169	0.0%	0.0
<b>Total</b>	<b>\$140,243,623</b>	<b>\$9,640,950</b>	<b>\$3,619,472</b>	<b>55,743,630</b>	<b>4,293,380</b>	<b>38,024,174</b>	<b>2,284,107</b>	<b>0.0</b>	<b>2,050</b>	<b>1,955</b>	<b>4.6%</b>	

**Performance Measures**

Mode	Service Efficiency		Service Effectiveness	
	Operating Expenses per Vehicle Revenue Mile	Operating Expenses per Vehicle Revenue Hour	Operating Expenses per Passenger Mile	Operating Expenses per Unlinked Passenger Trip
Demand Response	\$3.45	\$50.21	\$2.59	\$30.79
Demand Response - Taxi	\$4.13	\$93.83	\$2.41	\$36.08
<b>Total</b>	<b>\$3.69</b>	<b>\$61.40</b>	<b>\$2.52</b>	<b>\$32.67</b>



**Notes:**

<sup>a</sup>Demand Response - Taxi (DT) and non-dedicated fleets do not report fleet age data.

<sup>1</sup>Excludes data for purchased transportation filed separately.

<sup>2</sup>Average Unlinked Trips not available for Demand Response Taxi.

\*This agency has a purchased transportation relationship in which they buy service from Santa Clarita Transit (NTDID: 90171), and in which the data are captured in another report for mode DR/PT.