

General Information

Urbanized Area (UZA) Statistics - 2010 Census

Sacramento, CA
471 **Square Miles**
1,723,634 **Population**
28 **Pop. Rank out of 498 UZAs**

Service Area Statistics

24 **Square Miles**
72,203 **Population**

Service Consumption

95,687 **Annual Unlinked Trips (UPT)**

Service Supplied

189,878 **Annual Vehicle Revenue Miles (VRM)**
13,059 **Annual Vehicle Revenue Hours (VRH)**

Database Information

NTDID: 90220

Reporter Type: Reduced Reporter

Financial Information

Sources of Operating Funds Expended

Fare Revenues	\$131,455	7.5%
Local Funds	\$1,457,000	83.6%
State Funds	\$0	0.0%
Federal Assistance	\$154,783	8.9%
Other Funds	\$0	0.0%

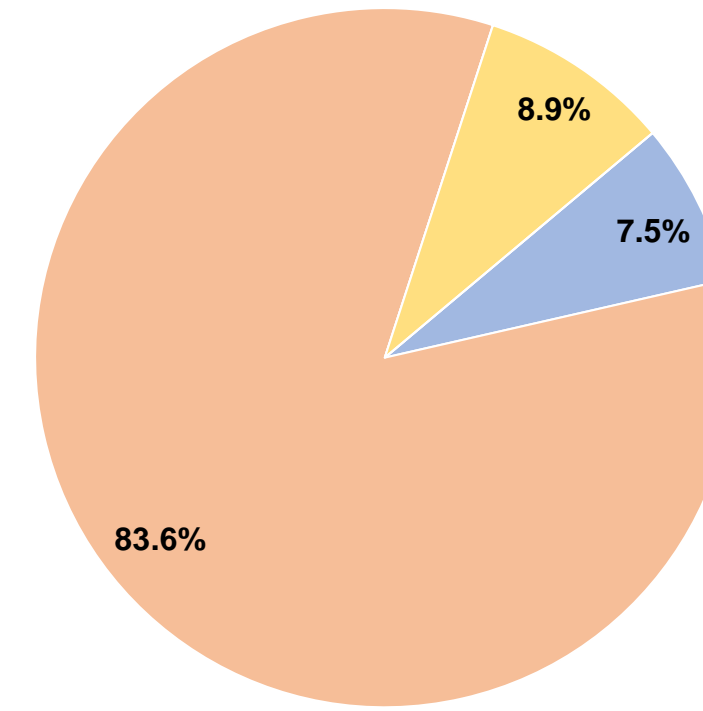
Total Operating Funds Expended \$1,743,238 100.0%

Sources of Capital Funds Expended

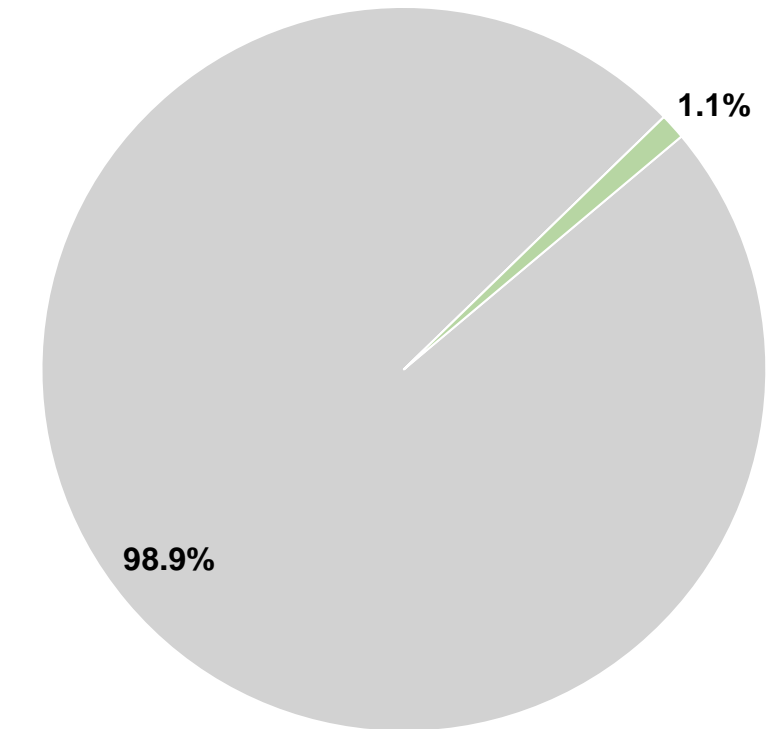
Fare Revenues	\$0	0.0%
Local Funds	\$0	0.0%
State Funds	\$1,404,081	98.9%
Federal Assistance	\$0	0.0%
Other Funds	\$16,306	1.1%

Total Capital Funds Expended \$1,420,387 100.0%

Operating Funding Sources



Capital Funding Sources



Modal Characteristics

Operation Characteristics

Vehicles Operated at Maximum Service

Mode	Directly Operated	Purchased Transportation	Operating Expenses	Fare Revenues	Uses of Capital Funds	Annual Unlinked Trips	Annual Vehicle Revenue Miles	Annual Vehicle Revenue Hours	Average Fleet Age in Years ^a
Demand Response	6	-	\$580,807	\$46,388	\$1,810	12,507	54,969	4,549	2.0
Bus	5	-	\$1,162,431	\$85,067	\$1,418,577	83,180	134,909	8,510	1.5
Total	11	-	\$1,743,238	\$131,455	\$1,420,387	95,687	189,878	13,059	


Performance Measures

Service Efficiency

Mode	Operating Expenses per Vehicle Revenue Mile	Operating Expenses per Vehicle Revenue Hour
Demand Response	\$10.57	\$127.68
Bus	\$8.62	\$136.60
Total	\$9.18	\$133.49

Service Effectiveness

Mode	Operating Expenses per Unlinked Passenger Trip	Unlinked Trips per Vehicle Revenue Mile	Unlinked Trips per Vehicle Revenue Hour
Demand Response	\$46.44	0.2	2.8
Bus	\$13.97	0.6	9.8
Total	\$18.22	0.5	7.3



Notes:

^aDemand Response - Taxi (DT) and non-dedicated fleets do not report fleet age data.