

General Information

Urbanized Area (UZA) Statistics - 2010 Census

Thousand Oaks, CA
86 **Square Miles**
214,811 **Population**
168 **Pop. Rank out of 498 UZAs**

Service Area Statistics

12 **Square Miles**
34,421 **Population**

Service Consumption

66,491 **Annual Unlinked Trips (UPT)**

Service Supplied

107,295 **Annual Vehicle Revenue Miles (VRM)**
7,368 **Annual Vehicle Revenue Hours (VRH)**

Database Information

NTDID: 90227

Reporter Type: Reduced Reporter

Financial Information

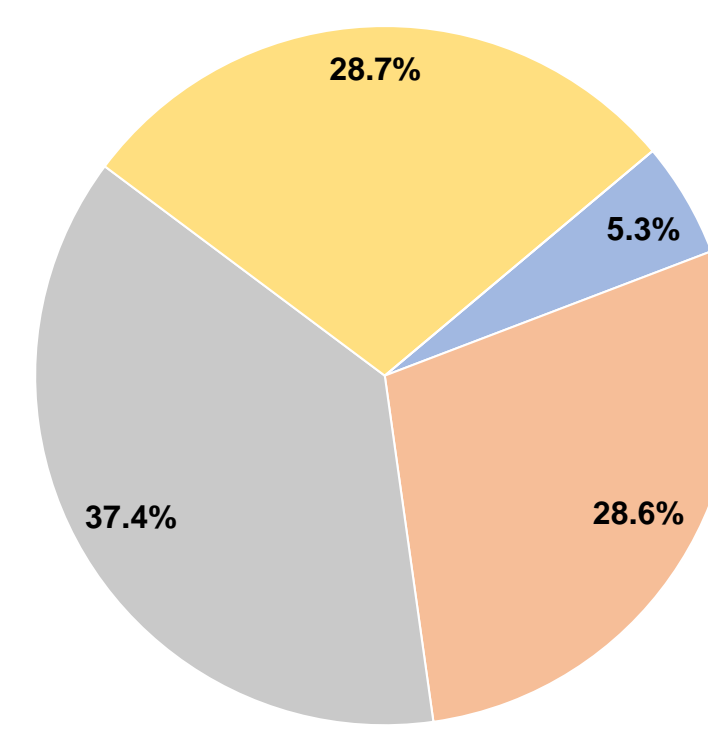
Sources of Operating Funds Expended

Fare Revenues	\$53,018	5.3%
Local Funds	\$284,758	28.6%
State Funds	\$373,169	37.4%
Federal Assistance	\$285,770	28.7%
Other Funds	\$0	0.0%
Total Operating Funds Expended	\$996,715	100.0%

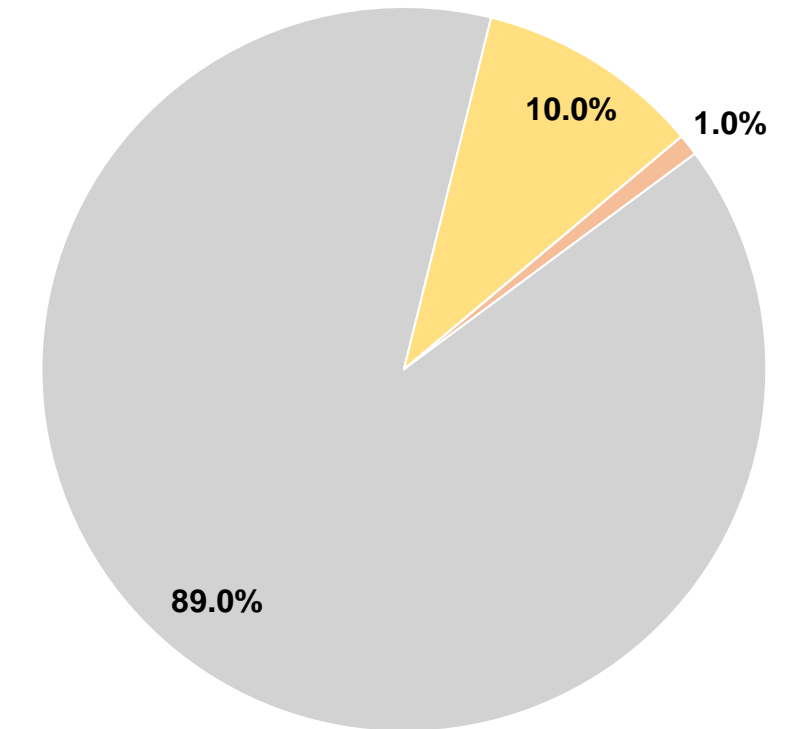
Sources of Capital Funds Expended

Fare Revenues	\$0	0.0%
Local Funds	\$8,880	1.0%
State Funds	\$820,466	89.0%
Federal Assistance	\$92,350	10.0%
Other Funds	\$0	0.0%
Total Capital Funds Expended	\$921,696	100.0%

Operating Funding Sources



Capital Funding Sources



Modal Characteristics

Operation Characteristics

Vehicles Operated at Maximum Service

Mode	Directly Operated	Purchased Transportation	Operating Expenses	Fare Revenues	Uses of Capital Funds	Annual Unlinked Trips	Annual Vehicle Revenue Miles	Annual Vehicle Revenue Hours	Average Fleet Age in Years ^a
Bus	-	2 ¹	\$901,740 ¹	\$53,018	\$921,696 ¹	66,491	107,295	7,368	4.0
Total	-	2	\$901,740	\$53,018	\$921,696	66,491	107,295	7,368	

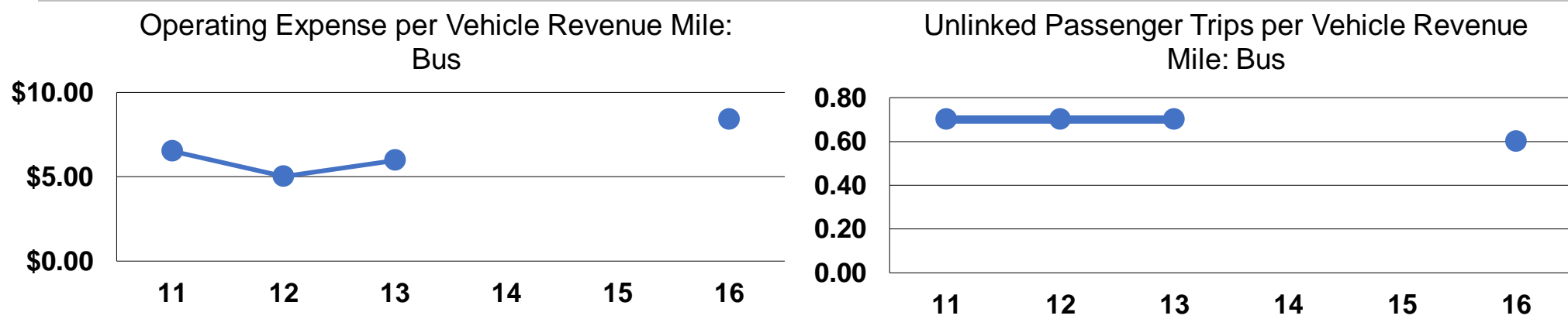
Performance Measures

Service Efficiency

Mode	Operating Expenses per Vehicle Revenue Mile	Operating Expenses per Vehicle Revenue Hour
Bus	\$8.40	\$122.39
Total	\$8.40	\$122.39

Service Effectiveness

Mode	Operating Expenses per Unlinked Passenger Trip	Unlinked Trips per Vehicle Revenue Mile	Unlinked Trips per Vehicle Revenue Hour
Bus	\$13.56	0.6	9.0
Total	\$13.56	0.6	9.0



Notes:

^aDemand Response - Taxi (DT) and non-dedicated fleets do not report fleet age data.

¹Includes data for a contract with another reporter.

*This agency has a purchased transportation relationship in which they buy service from Thousand Oaks Transit (NTDID: 90165), and in which the data are captured in another report for mode DR/PT.

*This agency has a purchased transportation relationship in which they buy service from Thousand Oaks Transit (NTDID: 90165), and in which the data are captured in this report for mode MB/PT.