

General Information

Urbanized Area (UZA) Statistics - 2010 Census

Los Angeles-Long Beach-Anaheim, CA
1,736 **Square Miles**
12,150,996 **Population**
2 **Pop. Rank out of 498 UZAs**

Service Area Statistics

8 **Square Miles**
20,330 **Population**

Service Consumption

10,880 **Annual Unlinked Trips (UPT)**

Service Supplied

69,198 **Annual Vehicle Revenue Miles (VRM)**
5,163 **Annual Vehicle Revenue Hours (VRH)**

Database Information

NTDID: 90246

Reporter Type: Reduced Reporter

Financial Information

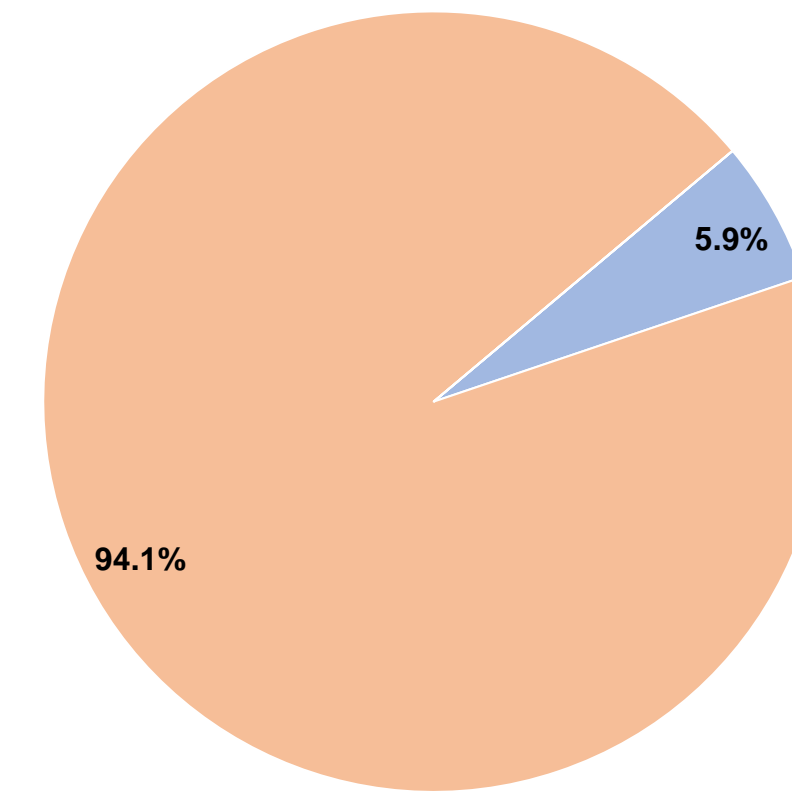
Sources of Operating Funds Expended

Fare Revenues	\$19,628	5.9%
Local Funds	\$311,353	94.1%
State Funds	\$0	0.0%
Federal Assistance	\$0	0.0%
Other Funds	\$0	0.0%
Total Operating Funds Expended	\$330,981	100.0%

Sources of Capital Funds Expended

Fare Revenues	\$0
Local Funds	\$0
State Funds	\$0
Federal Assistance	\$0
Other Funds	\$0
Total Capital Funds Expended	\$0

Operating Funding Sources



Modal Characteristics

Operation Characteristics

Vehicles Operated at Maximum Service

Mode	Directly Operated	Purchased Transportation	Operating Expenses	Fare Revenues	Uses of Capital Funds	Annual Unlinked Trips	Annual Vehicle Revenue Miles	Annual Vehicle Revenue Hours	Average Fleet Age in Years ^a
Demand Response	-	6 ¹	\$276,986 ¹	\$19,628	\$0 ¹	10,880	69,198	5,163	4.2
Total	-	6	\$276,986	\$19,628	\$0	10,880	69,198	5,163	

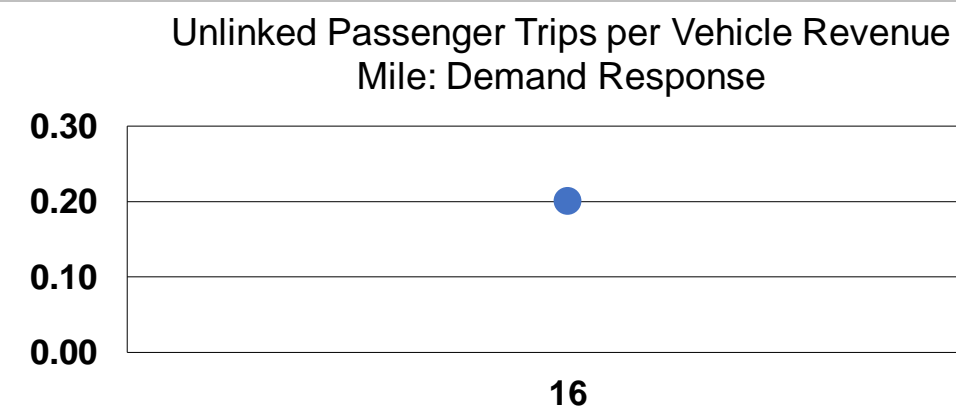
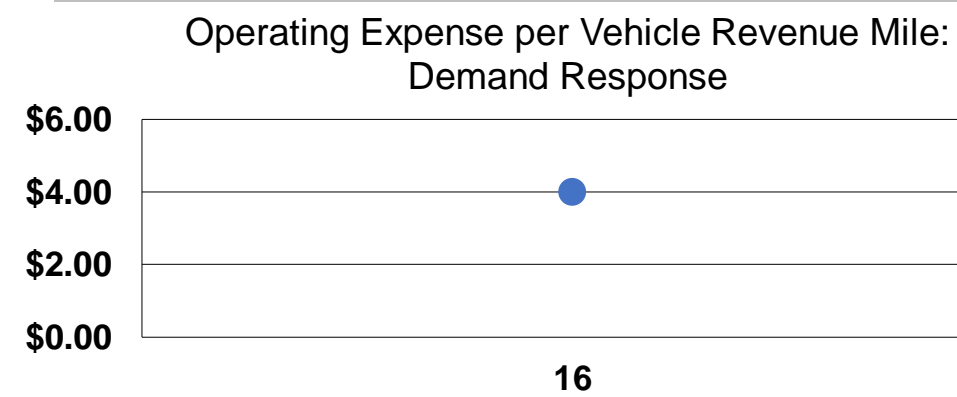
Performance Measures

Service Efficiency

Mode	Operating Expenses per Vehicle Revenue Mile	Operating Expenses per Vehicle Revenue Hour
Demand Response	\$4.00	\$53.65
Total	\$4.00	\$53.65

Service Effectiveness

Mode	Operating Expenses per Unlinked Passenger Trip	Unlinked Trips per Vehicle Revenue Mile	Unlinked Trips per Vehicle Revenue Hour
Demand Response	\$25.46	0.2	2.1
Total	\$25.46	0.2	2.1



Notes:

^aDemand Response - Taxi (DT) and non-dedicated fleets do not report fleet age data.

¹Includes data for a contract with another reporter.

*This agency has a purchased transportation relationship in which they buy service from Thousand Oaks Transit (NTDID: 90165), and in which the data are captured in this report for mode DR/PT.