

General Information

Urbanized Area (UZA) Statistics - 2010 Census

Los Angeles-Long Beach-Anaheim, CA
 1,736 **Square Miles**
 12,150,996 **Population**
 2 **Pop. Rank out of 498 UZAs**

Service Area Statistics

6 **Square Miles**
 78,106 **Population**

Service Consumption

88,863 **Annual Unlinked Trips (UPT)**

Service Supplied

108,835 **Annual Vehicle Revenue Miles (VRM)**
 8,688 **Annual Vehicle Revenue Hours (VRH)**

Database Information

NTDID: 90254

Reporter Type: Reduced Reporter

Financial Information

Sources of Operating Funds Expended

Fare Revenues	\$57,490	8.6%
Local Funds	\$594,454	89.0%
State Funds	\$0	0.0%
Federal Assistance	\$0	0.0%
Other Funds	\$15,646	2.3%
Total Operating Funds Expended	\$667,590	100.0%

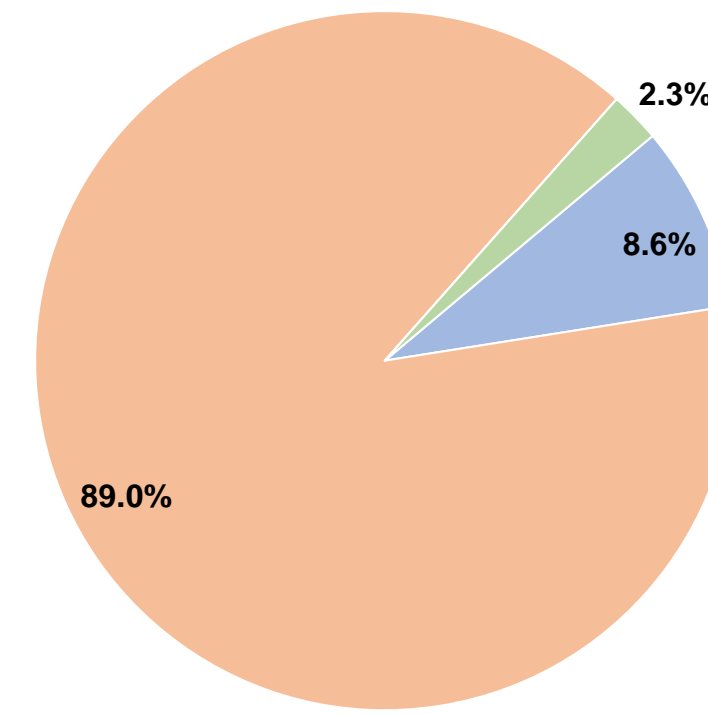
Total Operating Funds Expended

Sources of Capital Funds Expended

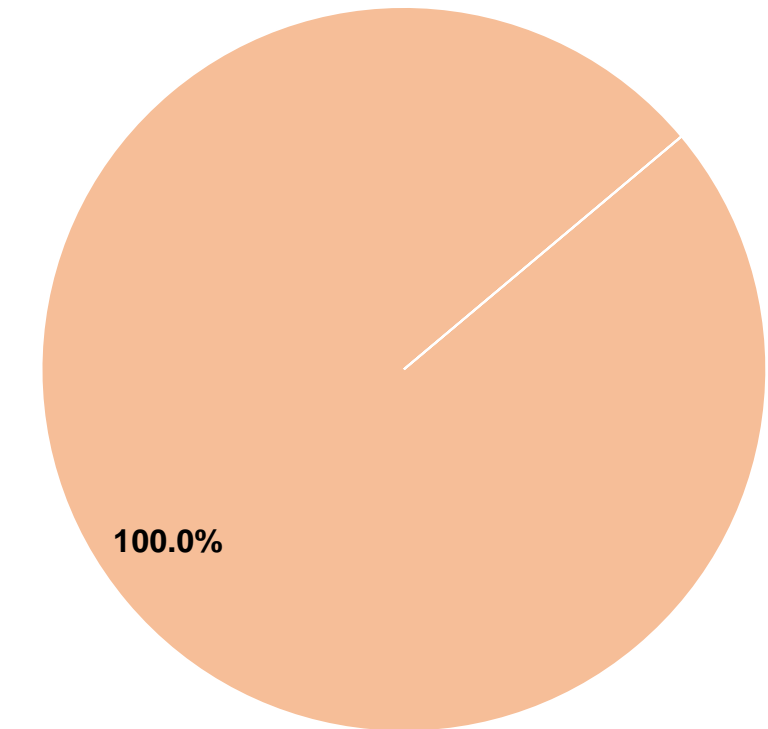
Fare Revenues	\$0	0.0%
Local Funds	\$110,835	100.0%
State Funds	\$0	0.0%
Federal Assistance	\$0	0.0%
Other Funds	\$0	0.0%
Total Capital Funds Expended	\$110,835	100.0%

Total Capital Funds Expended

Operating Funding Sources



Capital Funding Sources



Modal Characteristics

Operation Characteristics

Vehicles Operated at Maximum Service

Mode	Directly Operated	Purchased Transportation	Operating Expenses	Fare Revenues	Uses of Capital Funds	Annual Unlinked Trips	Annual Vehicle Revenue Miles	Annual Vehicle Revenue Hours	Average Fleet Age in Years ^a
Demand Response	-	2	\$255,571	\$13,058	\$0	9,155	35,530	3,618	8.0
Bus	-	2	\$408,725	\$44,432	\$110,835	79,708	73,305	5,070	8.0
Total	-	4	\$664,296	\$57,490	\$110,835	88,863	108,835	8,688	


Performance Measures

Service Efficiency

Mode	Operating Expenses per Vehicle Revenue Mile	Operating Expenses per Vehicle Revenue Hour
Demand Response	\$7.19	\$70.64
Bus	\$5.58	\$80.62
Total	\$6.10	\$76.46

Service Effectiveness

Mode	Operating Expenses per Unlinked Passenger Trip	Unlinked Trips per Vehicle Revenue Mile	Unlinked Trips per Vehicle Revenue Hour
Demand Response	\$27.92	0.3	2.5
Bus	\$5.13	1.1	15.7
Total	\$7.48	0.8	10.2



Notes:

^aDemand Response - Taxi (DT) and non-dedicated fleets do not report fleet age data.