

**General Information**

**Urbanized Area (UZA) Statistics - 2010 Census**

Los Angeles-Long Beach-Anaheim, CA  
1,736 **Square Miles**  
12,150,996 **Population**  
2 **Pop. Rank out of 498 UZAs**

**Service Area Statistics**

7 **Square Miles**  
21,724 **Population**

**Service Consumption**

200,568 **Annual Unlinked Trips (UPT)**

**Service Supplied**

79,037 **Annual Vehicle Revenue Miles (VRM)**  
6,758 **Annual Vehicle Revenue Hours (VRH)**

**Database Information**

NTDID: 90264

Reporter Type: Reduced Reporter

**Financial Information**

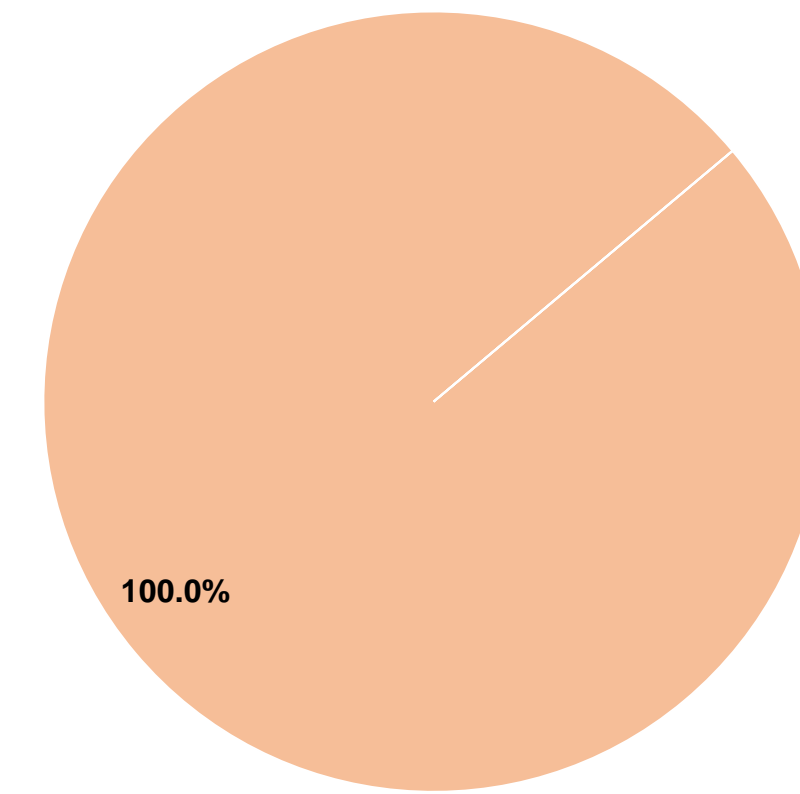
**Sources of Operating Funds Expended**

Fare Revenues	\$0	0.0%
Local Funds	\$376,375	100.0%
State Funds	\$0	0.0%
Federal Assistance	\$0	0.0%
Other Funds	\$0	0.0%
<b>Total Operating Funds Expended</b>	<b>\$376,375</b>	<b>100.0%</b>

**Sources of Capital Funds Expended**

Fare Revenues	\$0
Local Funds	\$0
State Funds	\$0
Federal Assistance	\$0
Other Funds	\$0
<b>Total Capital Funds Expended</b>	<b>\$0</b>

**Operating Funding Sources**



**Modal Characteristics**

**Operation Characteristics**

**Vehicles Operated at Maximum Service**

Mode	Directly Operated	Purchased Transportation	Operating Expenses	Fare Revenues	Uses of Capital Funds	Annual Unlinked Trips	Annual Vehicle Revenue Miles	Annual Vehicle Revenue Hours	Average Fleet Age in Years <sup>a</sup>
Bus	2	-	\$376,375	\$0	\$0	200,568	79,037	6,758	12.5
<b>Total</b>	<b>2</b>	<b>-</b>	<b>\$376,375</b>	<b>\$0</b>	<b>\$0</b>	<b>200,568</b>	<b>79,037</b>	<b>6,758</b>	

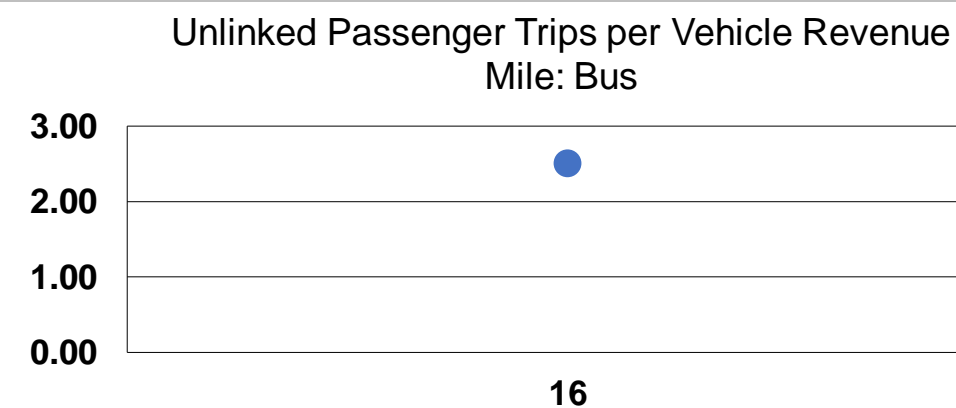
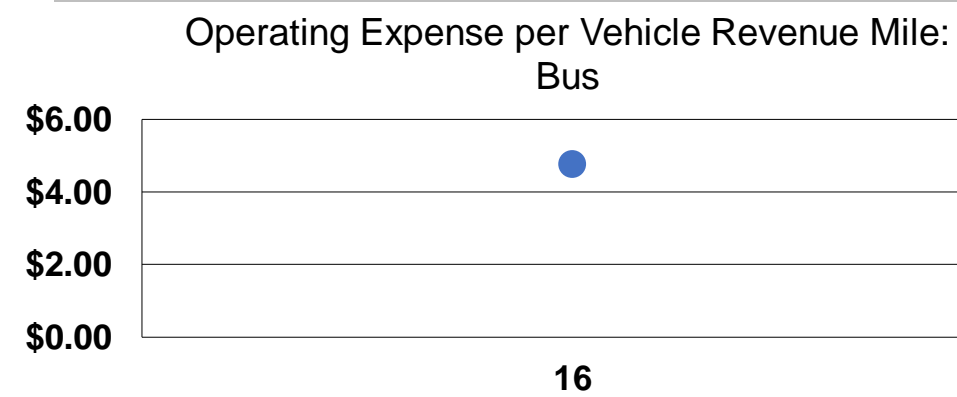
**Performance Measures**

**Service Efficiency**

Mode	Operating Expenses per Vehicle Revenue Mile	Operating Expenses per Vehicle Revenue Hour
Bus	\$4.76	\$55.69
<b>Total</b>	<b>\$4.76</b>	<b>\$55.69</b>

**Service Effectiveness**

Mode	Operating Expenses per Unlinked Passenger Trip	Unlinked Trips per Vehicle Revenue Mile	Unlinked Trips per Vehicle Revenue Hour
Bus	\$1.88	2.5	29.7
<b>Total</b>	<b>\$1.88</b>	<b>2.5</b>	<b>29.7</b>



**Notes:**

<sup>a</sup>Demand Response - Taxi (DT) and non-dedicated fleets do not report fleet age data.