

## General Information

### Urbanized Area (UZA) Statistics - 2010 Census

San Luis Obispo, CA  
20 Square Miles  
59,219 Population  
447 Pop. Rank out of 498 UZAs

### Other UZAs Served

See Below

### Service Area Statistics

130 Square Miles  
206,008 Population

### Service Consumption

4,096 Annual Unlinked Trips (UPT)

### Service Supplied

35,722 Annual Vehicle Revenue Miles (VRM)  
593 Annual Vehicle Revenue Hours (VRH)

### Database Information

NTDID: 90297

Reporter Type: Reduced Reporter

## Financial Information

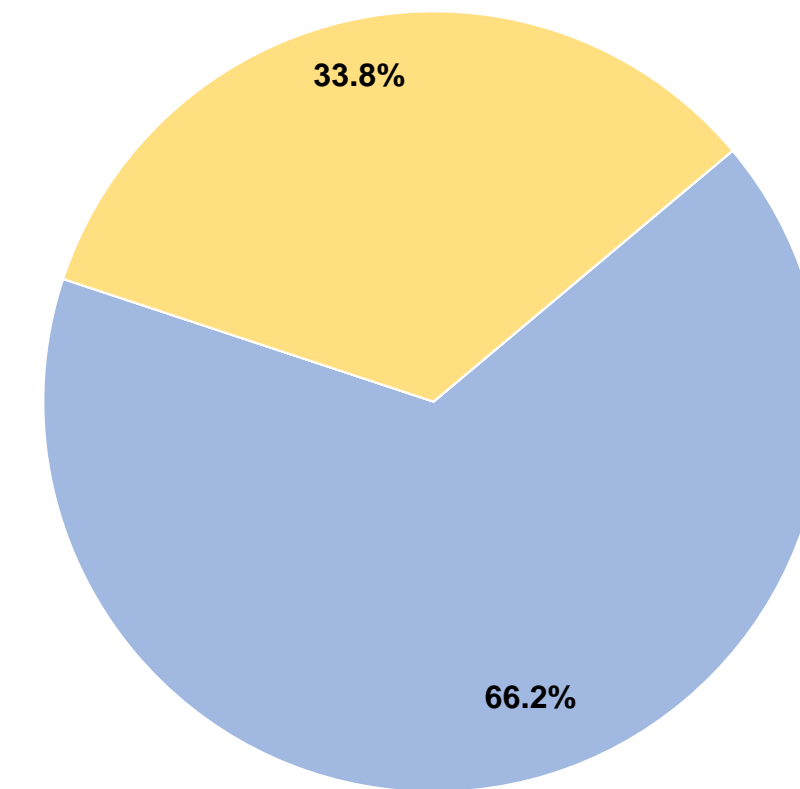
### Sources of Operating Funds Expended

Fare Revenues	\$24,112	66.2%
Local Funds	\$0	0.0%
State Funds	\$0	0.0%
Federal Assistance	\$12,310	33.8%
Other Funds	\$0	0.0%
<b>Total Operating Funds Expended</b>	<b>\$36,422</b>	<b>100.0%</b>

### Sources of Capital Funds Expended

Fare Revenues	\$0
Local Funds	\$0
State Funds	\$0
Federal Assistance	\$0
Other Funds	\$0
<b>Total Capital Funds Expended</b>	<b>\$0</b>

### Operating Funding Sources



## Modal Characteristics

### Operation Characteristics

#### Vehicles Operated at Maximum Service

Mode	Directly Operated	Purchased Transportation	Operating Expenses	Fare Revenues	Uses of Capital Funds	Annual Unlinked Trips	Annual Vehicle Revenue Miles	Annual Vehicle Revenue Hours	Average Fleet Age in Years <sup>a</sup>
Vanpool	-	5	\$26,831	\$24,112	\$0	4,096	35,722	593	0.0
<b>Total</b>	<b>-</b>	<b>5</b>	<b>\$26,831</b>	<b>\$24,112</b>	<b>\$0</b>	<b>4,096</b>	<b>35,722</b>	<b>593</b>	

### Performance Measures


#### Service Efficiency

Mode	Operating Expenses per Vehicle Revenue Mile	Operating Expenses per Vehicle Revenue Hour
Vanpool	\$0.75	\$45.25
<b>Total</b>	<b>\$0.75</b>	<b>\$45.25</b>


#### Service Effectiveness

Mode	Operating Expenses per Unlinked Passenger Trip	Unlinked Trips per Vehicle Revenue Mile	Unlinked Trips per Vehicle Revenue Hour
Vanpool	\$6.55	0.1	6.9
<b>Total</b>	<b>\$6.55</b>	<b>0.1</b>	<b>6.9</b>

Operating Expense per Vehicle Revenue Mile: Vanpool



Unlinked Passenger Trips per Vehicle Revenue Mile: Vanpool



**Notes:**

<sup>a</sup>Demand Response - Taxi (DT) and non-dedicated fleets do not report fleet age data.

**Other UZAs Served:** 0 California Non-UZA, 482 Arroyo Grande-Grover Beach, CA, 423 El Paso de Robles (Paso Robles)-Atascadero, CA, 246 Santa Maria, CA