

**General Information**

**Urbanized Area (UZA) Statistics - 2010 Census**

Los Angeles-Long Beach-Anaheim, CA  
1,736 **Square Miles**  
12,150,996 **Population**  
2 **Pop. Rank out of 498 UZAs**

**Service Area Statistics**

2 **Square Miles**  
16,736 **Population**

**Service Consumption**

2,757 **Annual Unlinked Trips (UPT)**

**Service Supplied**

4,943 **Annual Vehicle Revenue Miles (VRM)**  
173 **Annual Vehicle Revenue Hours (VRH)**

**Database Information**

NTDID: 90300

Reporter Type: Reduced Reporter

**Financial Information**

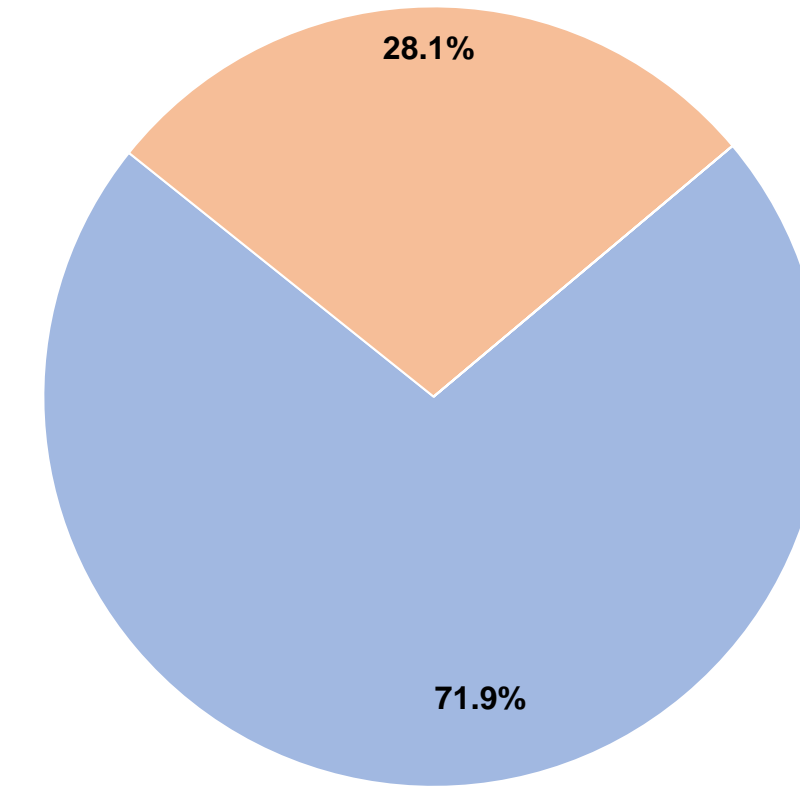
**Sources of Operating Funds Expended**

Fare Revenues	\$10,629	71.9%
Local Funds	\$4,164	28.1%
State Funds	\$0	0.0%
Federal Assistance	\$0	0.0%
Other Funds	\$0	0.0%
<b>Total Operating Funds Expended</b>	<b>\$14,793</b>	<b>100.0%</b>

**Sources of Capital Funds Expended**

Fare Revenues	\$0
Local Funds	\$0
State Funds	\$0
Federal Assistance	\$0
Other Funds	\$0
<b>Total Capital Funds Expended</b>	<b>\$0</b>

**Operating Funding Sources**



**Modal Characteristics**

**Operation Characteristics**

**Vehicles Operated at Maximum Service**

Mode	Directly Operated	Purchased Transportation	Operating Expenses	Fare Revenues	Uses of Capital Funds	Annual Unlinked Trips	Annual Vehicle Revenue Miles	Annual Vehicle Revenue Hours	Average Fleet Age in Years <sup>a</sup>
Demand Response - Taxi	-	5	\$12,954	\$10,629	\$0	2,757	4,943	173	0.0
<b>Total</b>	<b>-</b>	<b>5</b>	<b>\$12,954</b>	<b>\$10,629</b>	<b>\$0</b>	<b>2,757</b>	<b>4,943</b>	<b>173</b>	

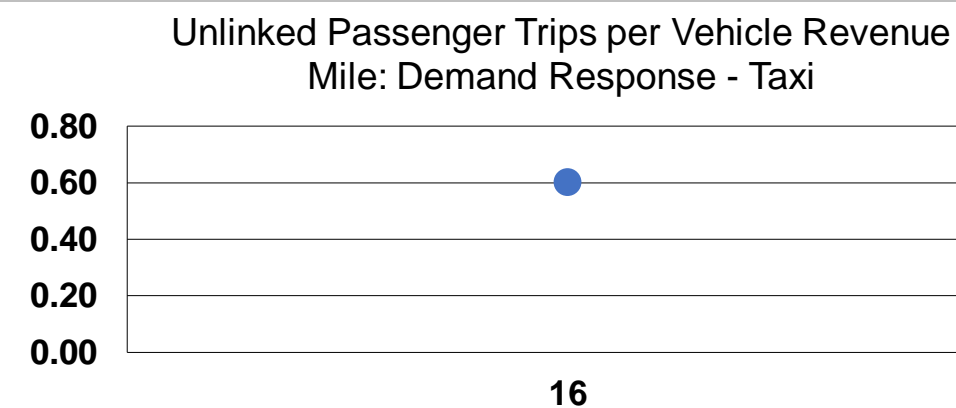
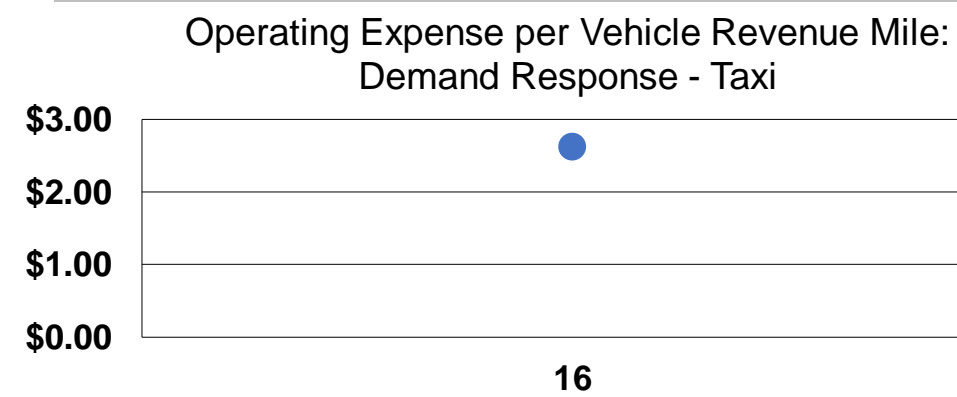
**Performance Measures**

**Service Efficiency**

Mode	Operating Expenses per Vehicle Revenue Mile	Operating Expenses per Vehicle Revenue Hour
Demand Response - Taxi	\$2.62	\$74.88
<b>Total</b>	<b>\$2.62</b>	<b>\$74.88</b>

**Service Effectiveness**

Mode	Operating Expenses per Unlinked Passenger Trip	Unlinked Trips per Vehicle Revenue Mile	Unlinked Trips per Vehicle Revenue Hour
Demand Response - Taxi	\$4.70	0.6	15.9
<b>Total</b>	<b>\$4.70</b>	<b>0.6</b>	<b>15.9</b>



**Notes:**

<sup>a</sup>Demand Response - Taxi (DT) and non-dedicated fleets do not report fleet age data.