

San Carlos Apache Tribe

2016 Annual Agency Profile

General Information

Federally Recognized Tribal Statistical Areas

San Carlos Reservation, AZ

Service Consumption

72,444 Annual Unlinked Trips (UPT)

Service Supplied

387,332 Annual Vehicle Revenue Miles (VRM)
17,617 Annual Vehicle Revenue Hours (VRH)

Database Information

NTDID: 99286

Reporter Type: Tribal Reporter

Financial Information

Sources of Operating Funds Expended

| | | |
|--------------------|-----------|-------|
| Fare Revenues | \$24,780 | 2.3% |
| Local Funds | \$232,792 | 21.5% |
| State Funds | \$0 | 0.0% |
| Federal Assistance | \$782,306 | 72.1% |
| Other Funds | \$44,961 | 4.1% |

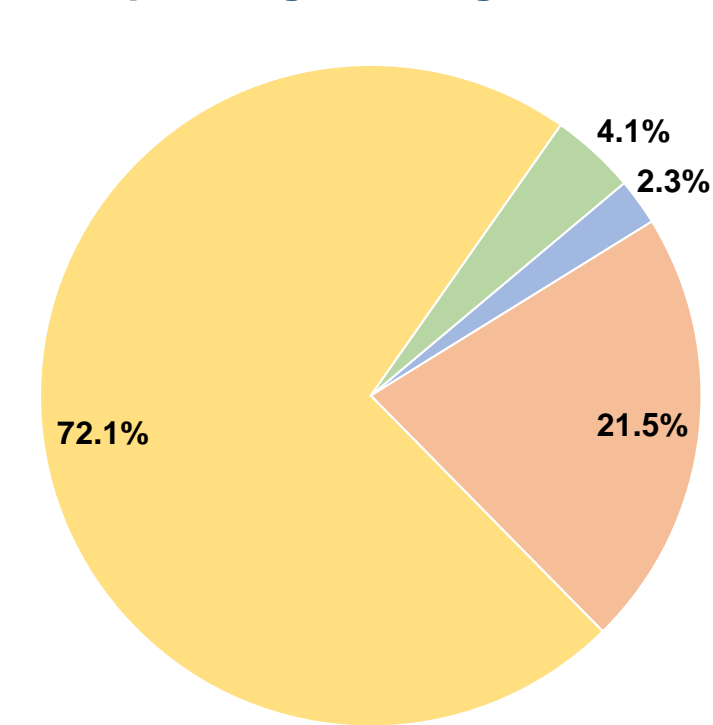
Total Operating Funds Expended \$1,084,839 100.0%

Sources of Capital Funds Expended

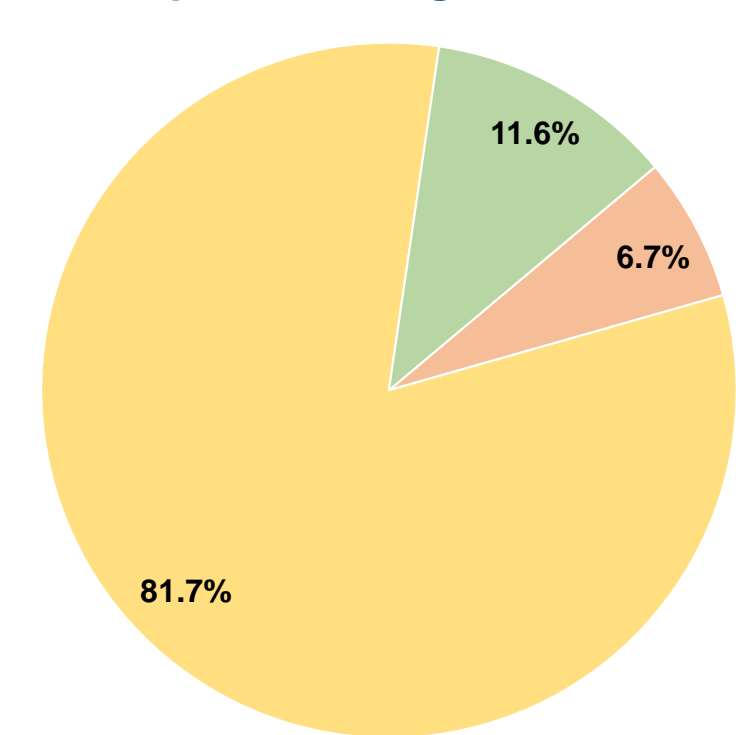
| | | |
|--------------------|-----------|-------|
| Fare Revenues | \$0 | 0.0% |
| Local Funds | \$12,566 | 6.7% |
| State Funds | \$0 | 0.0% |
| Federal Assistance | \$153,318 | 81.7% |
| Other Funds | \$21,717 | 11.6% |

Total Capital Funds Expended \$187,601 100.0%

Operating Funding Sources



Capital Funding Sources



Modal Characteristics

Operation Characteristics

Vehicles Operated at Maximum Service

| Mode | Directly Operated | Purchased Transportation | Operating Expenses | Fare Revenues | Uses of Capital Funds | Annual Unlinked Trips | Annual Vehicle Revenue Miles | Annual Vehicle Revenue Hours | Average Fleet Age in Years ^a |
|--------------|-------------------|--------------------------|--------------------|-----------------|-----------------------|-----------------------|------------------------------|------------------------------|---|
| Bus | 9 | - | \$1,084,839 | \$24,780 | \$187,601 | 72,444 | 387,332 | 17,617 | 5.6 |
| Total | 9 | - | \$1,084,839 | \$24,780 | \$187,601 | 72,444 | 387,332 | 17,617 | |

Performance Measures

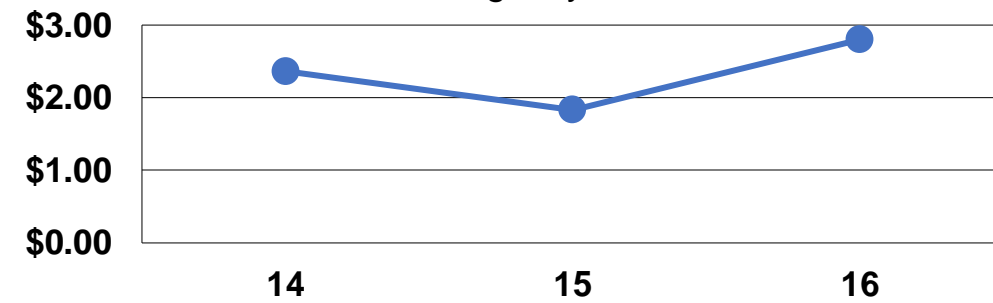
Service Efficiency

| Mode | Operating Expenses per Vehicle Revenue Mile | Operating Expenses per Vehicle Revenue Hour |
|--------------|---|---|
| Bus | \$2.80 | \$61.58 |
| Total | \$2.80 | \$61.58 |

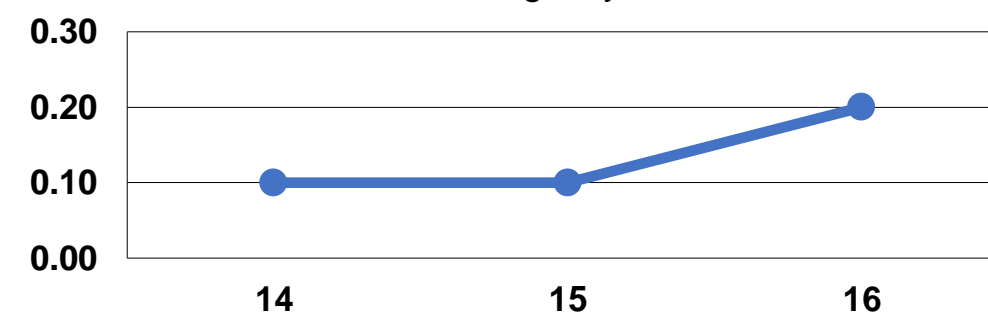
Service Effectiveness

| Mode | Operating Expenses per Unlinked Passenger Trip | Unlinked Trips per Vehicle Revenue Mile | Unlinked Trips per Vehicle Revenue Hour |
|--------------|--|---|---|
| Bus | \$14.97 | 0.2 | 4.1 |
| Total | \$14.97 | 0.2 | 4.1 |

Operating Expense per Vehicle Revenue Mile: Agency Total



Unlinked Passenger Trips per Vehicle Revenue Mile: Agency Total



Notes:

^aDemand Response - Taxi (DT) and non-dedicated fleets do not report fleet age data.