

# Chemehuevi Indian Tribe

## 2016 Annual Agency Profile

### General Information

#### Federally Recognized Tribal Statistical Areas

Chemehuevi Reservation, CA

#### Service Consumption

458,004 Annual Unlinked Trips (UPT)

#### Service Supplied

44,243 Annual Vehicle Revenue Miles (VRM)  
7,136 Annual Vehicle Revenue Hours (VRH)

#### Database Information

NTDID: 99316

Reporter Type: Tribal Reporter

### Financial Information

#### Sources of Operating Funds Expended

Fare Revenues	\$233,473	20.1%
Local Funds	\$925,231	79.9%
State Funds	\$0	0.0%
Federal Assistance	\$0	0.0%
Other Funds	\$0	0.0%

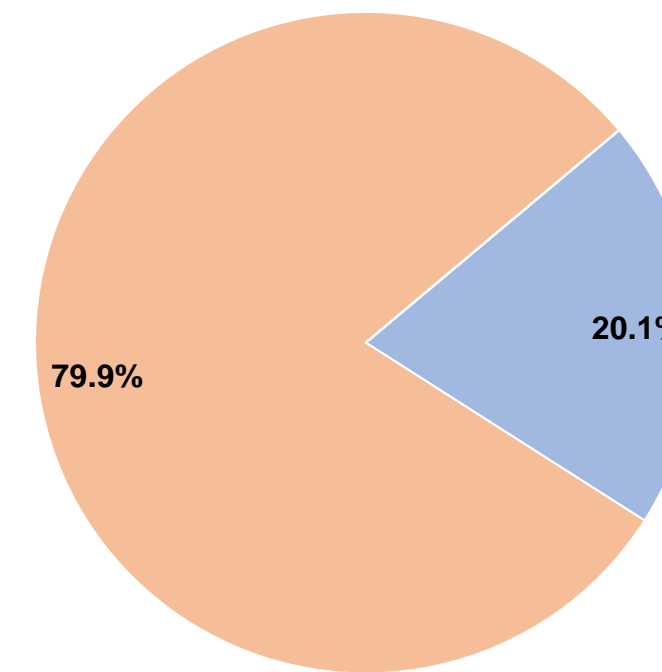
**Total Operating Funds Expended \$1,158,704 100.0%**

#### Sources of Capital Funds Expended

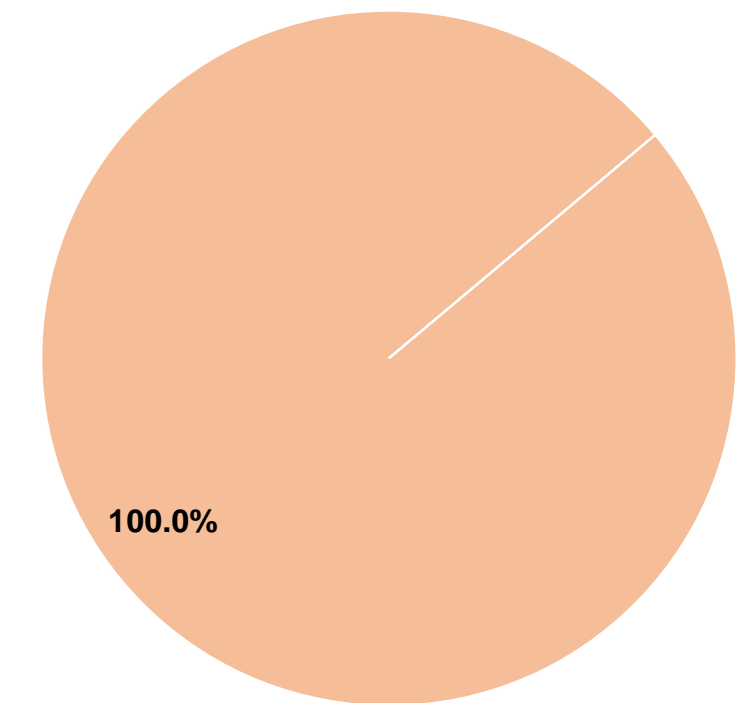
Fare Revenues	\$0	0.0%
Local Funds	\$32,280	100.0%
State Funds	\$0	0.0%
Federal Assistance	\$0	0.0%
Other Funds	\$0	0.0%

**Total Capital Funds Expended \$32,280 100.0%**

#### Operating Funding Sources



#### Capital Funding Sources



### Modal Characteristics

#### Operation Characteristics

#### Vehicles Operated at Maximum Service

Mode	Directly Operated	Purchased Transportation	Operating Expenses	Fare Revenues	Uses of Capital Funds	Annual Unlinked Trips	Annual Vehicle Revenue Miles	Annual Vehicle Revenue Hours	Average Fleet Age in Years <sup>a</sup>
Ferryboat	2	-	\$1,158,704	\$233,473	\$32,280	458,004	44,243	7,136	12.5
<b>Total</b>	<b>2</b>	<b>-</b>	<b>\$1,158,704</b>	<b>\$233,473</b>	<b>\$32,280</b>	<b>458,004</b>	<b>44,243</b>	<b>7,136</b>	

#### Performance Measures

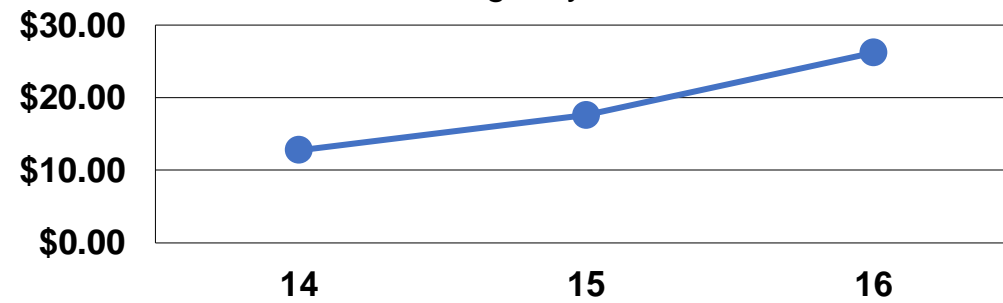
#### Service Efficiency

Mode	Operating Expenses per Vehicle Revenue Mile	Operating Expenses per Vehicle Revenue Hour
Ferryboat	\$26.19	\$162.37
<b>Total</b>	<b>\$26.19</b>	<b>\$162.37</b>

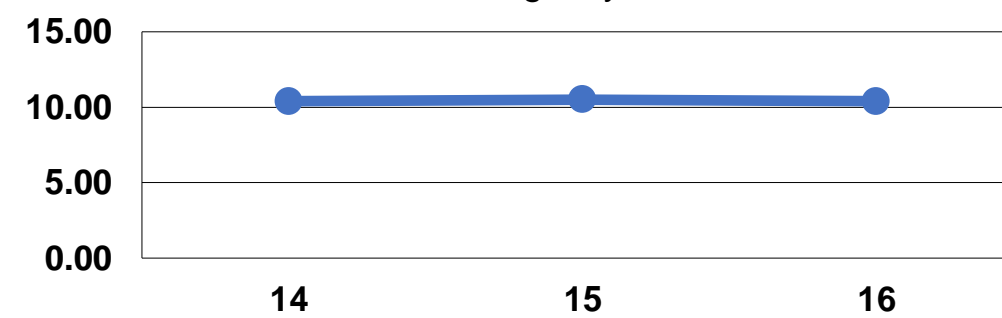
#### Service Effectiveness

Mode	Operating Expenses per Unlinked Passenger Trip	Unlinked Trips per Vehicle Revenue Mile	Unlinked Trips per Vehicle Revenue Hour
Ferryboat	\$2.53	10.4	64.2
<b>Total</b>	<b>\$2.53</b>	<b>10.4</b>	<b>64.2</b>

Operating Expense per Vehicle Revenue Mile: Agency Total



Unlinked Passenger Trips per Vehicle Revenue Mile: Agency Total



**Notes:**

<sup>a</sup>Demand Response - Taxi (DT) and non-dedicated fleets do not report fleet age data.