

Kaibab Band of Paiute Indians

2016 Annual Agency Profile

General Information

Federally Recognized Tribal Statistical Areas

Kaibab Indian Reservation, AZ

Service Consumption

4,353 Annual Unlinked Trips (UPT)

Service Supplied

75,139 Annual Vehicle Revenue Miles (VRM)
5,434 Annual Vehicle Revenue Hours (VRH)

Database Information

NTDID: 99340

Reporter Type: Tribal Reporter

Financial Information

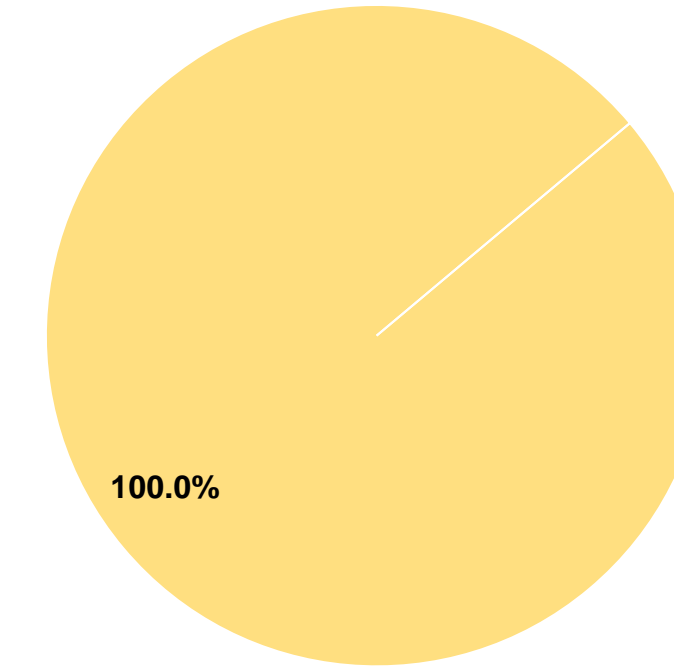
Sources of Operating Funds Expended

Fare Revenues	\$0	0.0%
Local Funds	\$0	0.0%
State Funds	\$0	0.0%
Federal Assistance	\$166,398	100.0%
Other Funds	\$0	0.0%
Total Operating Funds Expended	\$166,398	100.0%

Sources of Capital Funds Expended

Fare Revenues	\$0
Local Funds	\$0
State Funds	\$0
Federal Assistance	\$0
Other Funds	\$0
Total Capital Funds Expended	\$0

Operating Funding Sources



Modal Characteristics

Operation Characteristics

Vehicles Operated at Maximum Service

Mode	Directly Operated	Purchased Transportation	Operating Expenses	Fare Revenues	Uses of Capital Funds	Annual Unlinked Trips	Annual Vehicle Revenue Miles	Annual Vehicle Revenue Hours	Average Fleet Age in Years ^a
Demand Response	9	-	\$166,398	\$0	\$0	4,353	75,139	5,434	5.4
Total	9	-	\$166,398	\$0	\$0	4,353	75,139	5,434	

Performance Measures

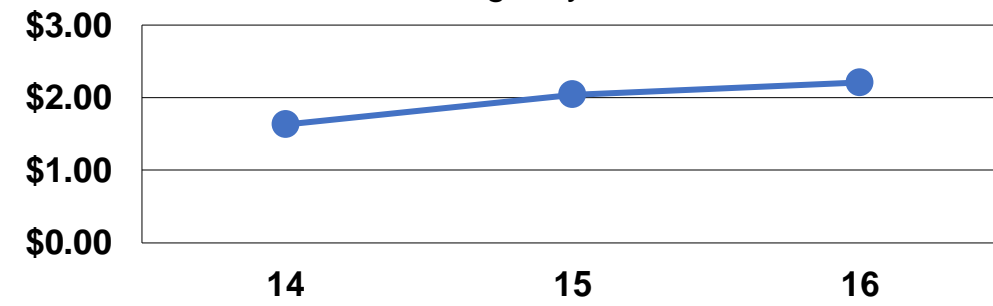
Service Efficiency

Mode	Operating Expenses per Vehicle Revenue Mile	Operating Expenses per Vehicle Revenue Hour
Demand Response	\$2.21	\$30.62
Total	\$2.21	\$30.62

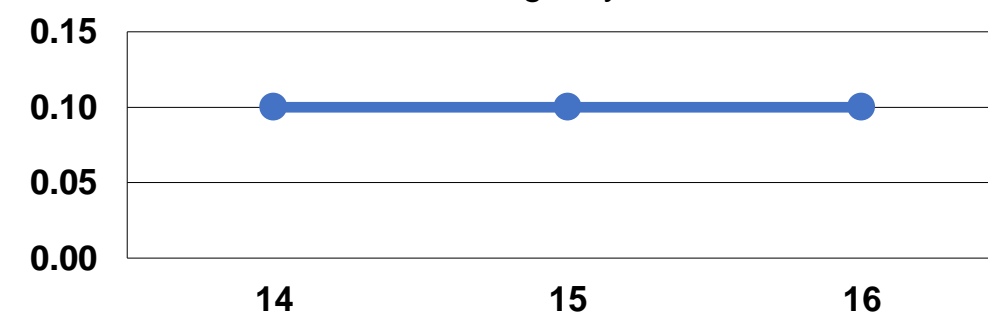
Service Effectiveness

Mode	Operating Expenses per Unlinked Passenger Trip	Unlinked Trips per Vehicle Revenue Mile	Unlinked Trips per Vehicle Revenue Hour
Demand Response	\$38.23	0.1	0.8
Total	\$38.23	0.1	0.8

Operating Expense per Vehicle Revenue Mile: Agency Total



Unlinked Passenger Trips per Vehicle Revenue Mile: Agency Total



Notes:

^aDemand Response - Taxi (DT) and non-dedicated fleets do not report fleet age data.