

North Fork Rancheria of Mono Indians of California

2016 Annual Agency Profile

Accounting Technician: Mrs. Teri Haggard

General Information

Federally Recognized Tribal Statistical Areas

North Fork Rancheria and Off-Reservation Trust Land, CA

Service Consumption

3,821 Annual Unlinked Trips (UPT)

Service Supplied

70,321 Annual Vehicle Revenue Miles (VRM)

2,697 Annual Vehicle Revenue Hours (VRH)

Database Information

NTDID: 99364

Reporter Type: Tribal Reporter

Financial Information

Sources of Operating Funds Expended

Fare Revenues	\$0	0.0%
Local Funds	\$0	0.0%
State Funds	\$0	0.0%
Federal Assistance	\$238,417	100.0%
Other Funds	\$0	0.0%

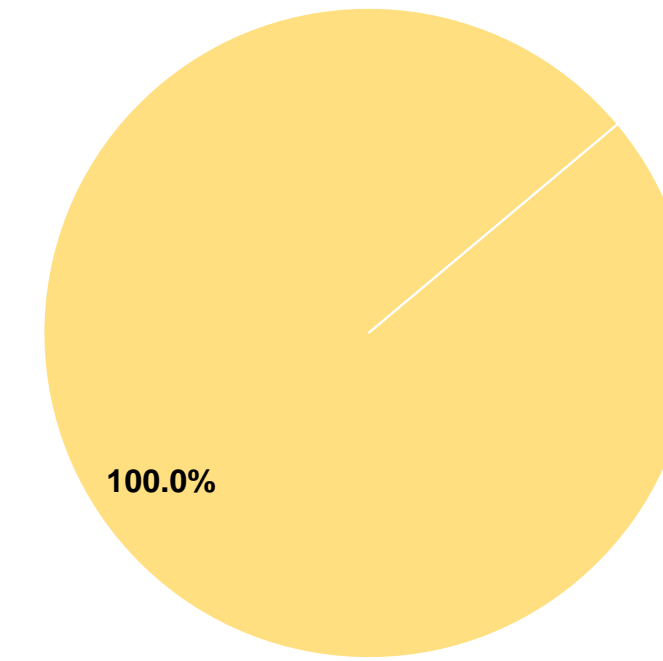
Total Operating Funds Expended \$238,417 100.0%

Sources of Capital Funds Expended

Fare Revenues	\$0
Local Funds	\$0
State Funds	\$0
Federal Assistance	\$0
Other Funds	\$0

Total Capital Funds Expended \$0

Operating Funding Sources



Modal Characteristics

Operation Characteristics

Vehicles Operated at Maximum Service

Mode	Directly Operated	Purchased Transportation	Operating Expenses	Fare Revenues	Uses of Capital Funds	Annual Unlinked Trips	Annual Vehicle Revenue Miles	Annual Vehicle Revenue Hours	Average Fleet Age in Years ^a
Demand Response	3	-	\$238,417	\$0	\$0	3,821	70,321	2,697	3.3
Total	3	-	\$238,417	\$0	\$0	3,821	70,321	2,697	

Performance Measures

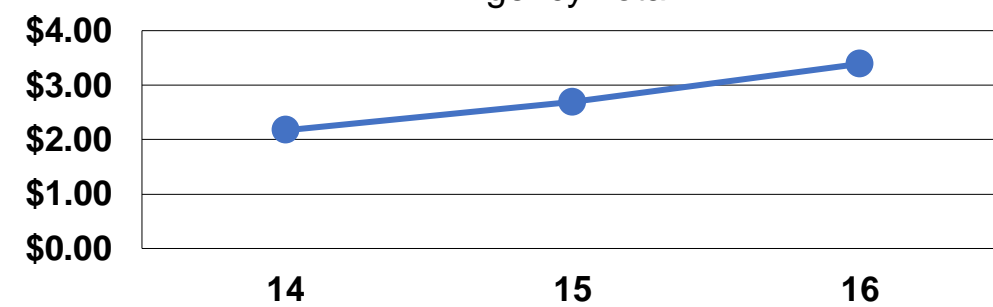
Service Efficiency

Mode	Operating Expenses per Vehicle Revenue Mile	Operating Expenses per Vehicle Revenue Hour
Demand Response	\$3.39	\$88.40
Total	\$3.39	\$88.40

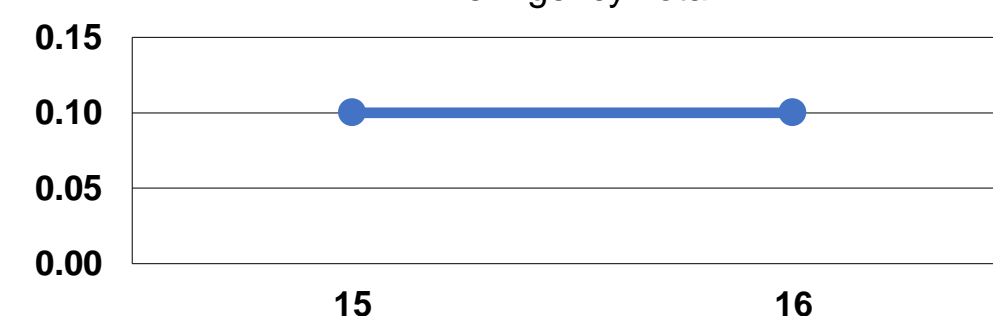
Service Effectiveness

Mode	Operating Expenses per Unlinked Passenger Trip	Unlinked Trips per Vehicle Revenue Mile	Unlinked Trips per Vehicle Revenue Hour
Demand Response	\$62.40	0.1	1.4
Total	\$62.40	0.1	1.4

Operating Expense per Vehicle Revenue Mile: Agency Total



Unlinked Passenger Trips per Vehicle Revenue Mile: Agency Total



Notes:

^aDemand Response - Taxi (DT) and non-dedicated fleets do not report fleet age data.