

# Salt River Pima-Maricopa Indian Community DBA Salt River Transit

2016 Annual Agency Profile

10005 E Osborn Rd  
Scottsdale, AZ 85256

DOT Assistant Director: Mr. Franklin Kauakahi

## General Information

### Federally Recognized Tribal Statistical Areas

Salt River Reservation, AZ

### Service Consumption

20,570 Annual Unlinked Trips (UPT)

### Service Supplied

156,647 Annual Vehicle Revenue Miles (VRM)

10,220 Annual Vehicle Revenue Hours (VRH)

### Database Information

NTDID: 99376

Reporter Type: Tribal Reporter

## Financial Information

### Sources of Operating Funds Expended

Fare Revenues	\$15,809	2.7%
Local Funds	\$106,683	18.5%
State Funds	\$0	0.0%
Federal Assistance	\$454,932	78.8%
Other Funds	\$0	0.0%

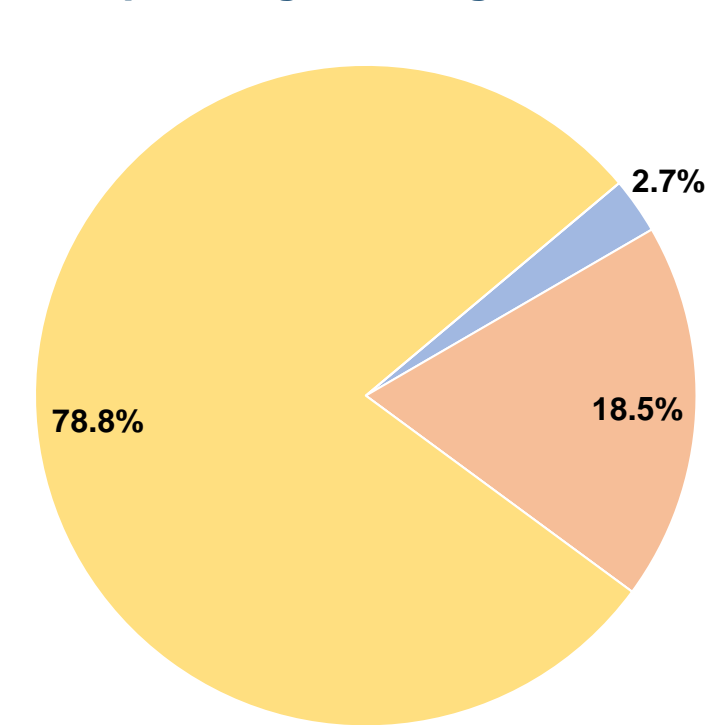
**Total Operating Funds Expended \$577,424 100.0%**

### Sources of Capital Funds Expended

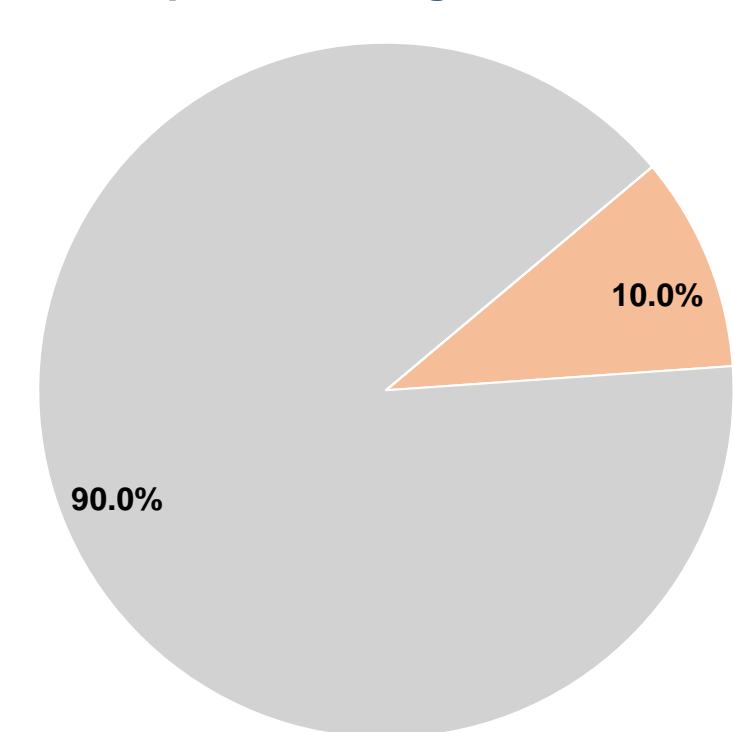
Fare Revenues	\$0	0.0%
Local Funds	\$11,172	10.0%
State Funds	\$100,532	90.0%
Federal Assistance	\$0	0.0%
Other Funds	\$0	0.0%

**Total Capital Funds Expended \$111,704 100.0%**

### Operating Funding Sources



### Capital Funding Sources



## Modal Characteristics

### Operation Characteristics

#### Vehicles Operated at Maximum Service

Mode	Directly Operated	Purchased Transportation	Operating Expenses	Fare Revenues	Uses of Capital Funds	Annual Unlinked Trips	Annual Vehicle Revenue Miles	Annual Vehicle Revenue Hours	Average Fleet Age in Years <sup>a</sup>
Demand Response	6	-	\$577,424	\$15,809	\$111,704	20,570	156,647	10,220	4.1
<b>Total</b>	<b>6</b>	<b>-</b>	<b>\$577,424</b>	<b>\$15,809</b>	<b>\$111,704</b>	<b>20,570</b>	<b>156,647</b>	<b>10,220</b>	

### Performance Measures

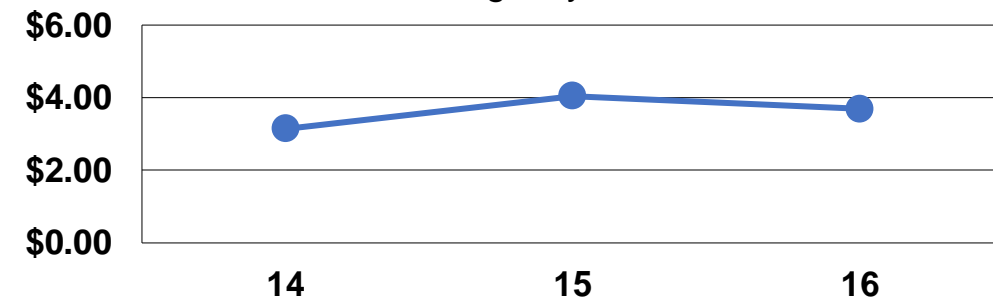
#### Service Efficiency

Mode	Operating Expenses per Vehicle Revenue Mile	Operating Expenses per Vehicle Revenue Hour
Demand Response	\$3.69	\$56.50
<b>Total</b>	<b>\$3.69</b>	<b>\$56.50</b>

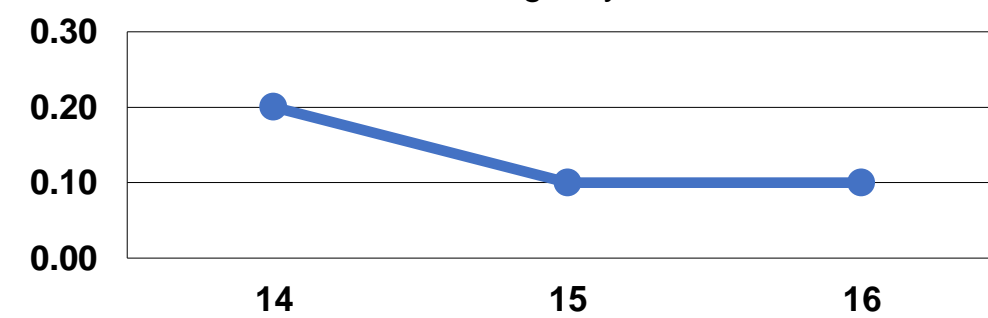
#### Service Effectiveness

Mode	Operating Expenses per Unlinked Passenger Trip	Unlinked Trips per Vehicle Revenue Mile	Unlinked Trips per Vehicle Revenue Hour
Demand Response	\$28.07	0.1	2.0
<b>Total</b>	<b>\$28.07</b>	<b>0.1</b>	<b>2.0</b>

Operating Expense per Vehicle Revenue Mile: Agency Total



Unlinked Passenger Trips per Vehicle Revenue Mile: Agency Total



#### Notes:

<sup>a</sup>Demand Response - Taxi (DT) and non-dedicated fleets do not report fleet age data.