

Town of Miami DBA Cobre Valley Community Transit

2016 Annual Agency Profile

500 W Sullivan Street
Miami, AZ 85539

Grant Administrator: Mr. George Delgado

General Information

Service Consumption

16,717 Annual Unlinked Trips (UPT)

Service Supplied

81,054 Annual Vehicle Revenue Miles (VRM)

7,861 Annual Vehicle Revenue Hours (VRH)

Summary of Operating Expenses (OE)

\$323,653 Total Operating Expenses

Database Information

NTDID: 9R01-91069

Reporter Type: Rural General Public Transit

Financial Information

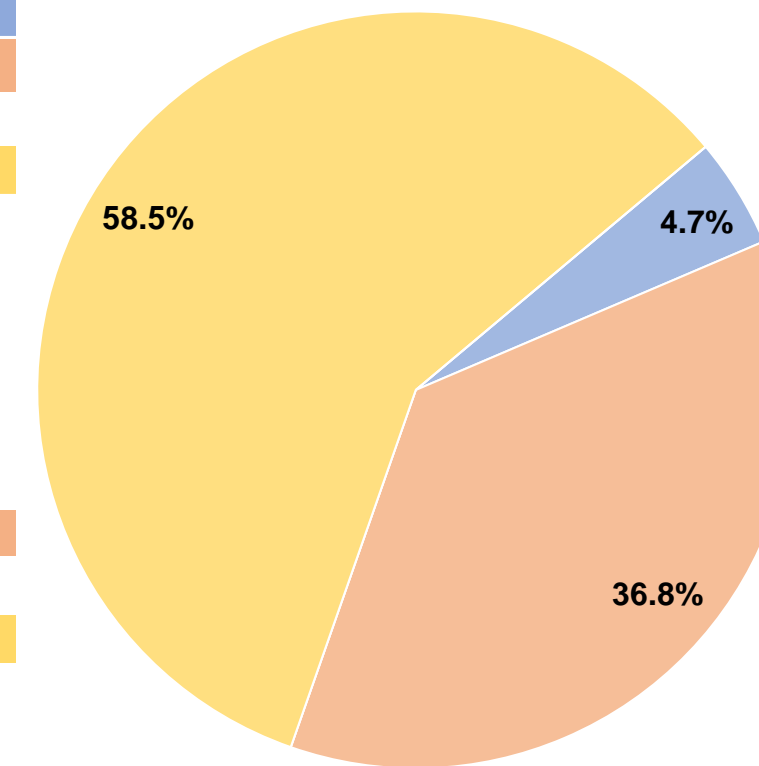
Sources of Operating Funds Expended

Fare Revenues	\$15,187	4.7%
Local Funds	\$119,032	36.8%
State Funds	\$0	0.0%
Federal Assistance	\$189,434	58.5%
Other Funds	\$0	0.0%
Total Operating Funds Expended	\$323,653	100.0%

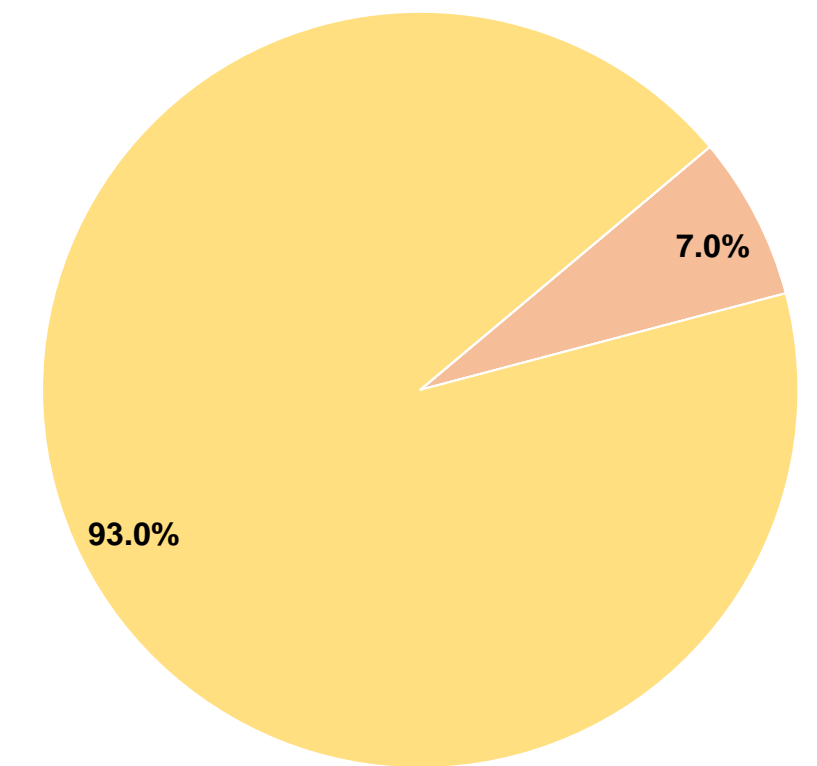
Sources of Capital Funds Expended

Fare Revenues	\$0	0.0%
Local Funds	\$7,812	7.0%
State Funds	\$0	0.0%
Federal Assistance	\$103,788	93.0%
Other Funds	\$0	0.0%
Total Capital Funds Expended	\$111,600	100.0%

Operating Funding Sources



Capital Funding Sources



Modal Characteristics

Operation Characteristics

Vehicles Operated at Maximum Service

Mode	Directly Operated	Purchased Transportation	Operating Expenses	Fare Revenues	Uses of Capital Funds	Annual Unlinked Trips	Annual Vehicle Revenue Miles	Annual Vehicle Revenue Hours
Demand Response	2	-	\$270,187	\$12,321	\$111,600	4,258	15,851	1,604
Bus	2	-	\$53,466	\$2,866	\$0	12,459	65,203	6,257
Total	4	-	\$323,653	\$15,187	\$111,600	16,717	81,054	7,861

Performance Measures

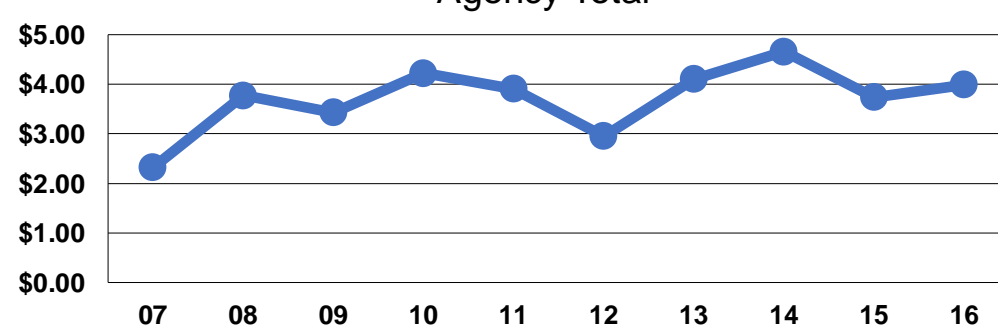
Service Efficiency

Mode	Operating Expenses per Vehicle Revenue Mile	Operating Expenses per Vehicle Revenue Hour
Demand Response	\$17.05	\$168.45
Bus	\$0.82	\$8.55
Total	\$3.99	\$41.17

Service Effectiveness

Mode	Operating Expenses per Unlinked Passenger Trip	Unlinked Trips per Vehicle Revenue Mile	Unlinked Trips per Vehicle Revenue Hour
Demand Response	\$63.45	0.3	2.7
Bus	\$4.29	0.2	2.0
Total	\$19.36	0.2	2.1

Operating Expense per Vehicle Revenue Mile: Agency Total



Unlinked Passenger Trips per Vehicle Revenue Mile: Agency Total

