

**General Information**

**Financial Information**

**Service Consumption**

110,939 Annual Unlinked Trips (UPT)

**Service Supplied**

109,044 Annual Vehicle Revenue Miles (VRM)

8,389 Annual Vehicle Revenue Hours (VRH)

**Summary of Operating Expenses (OE)**

\$790,158 Total Operating Expenses

**Database Information**

NTDID: 9R02-91058

Reporter Type: Rural General Public Transit

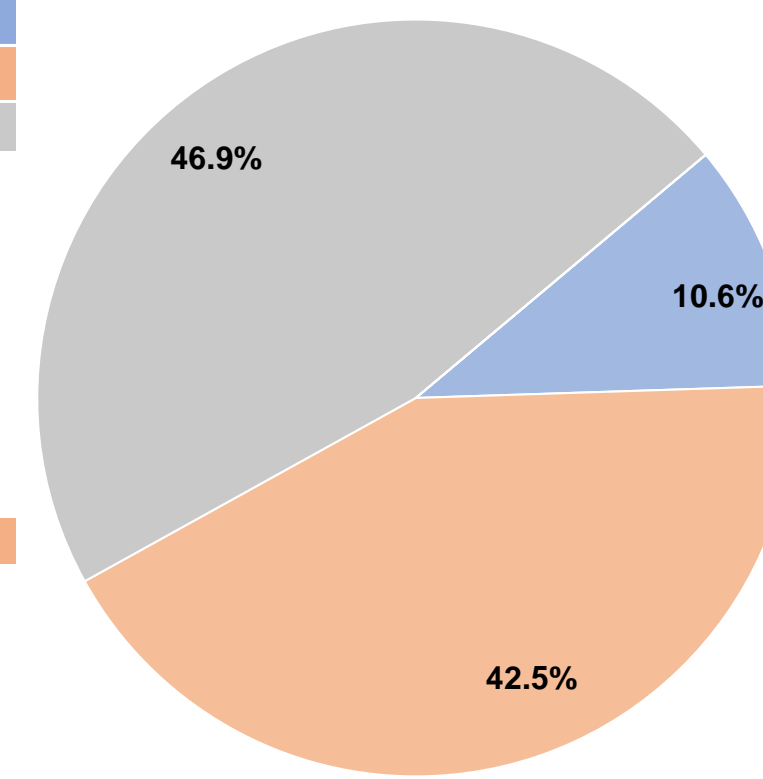
**Sources of Operating Funds Expended**

Fare Revenues	\$83,729	10.6%
Local Funds	\$335,567	42.5%
State Funds	\$370,862	46.9%
Federal Assistance	\$0	0.0%
Other Funds	\$0	0.0%
<b>Total Operating Funds Expended</b>	<b>\$790,158</b>	<b>100.0%</b>

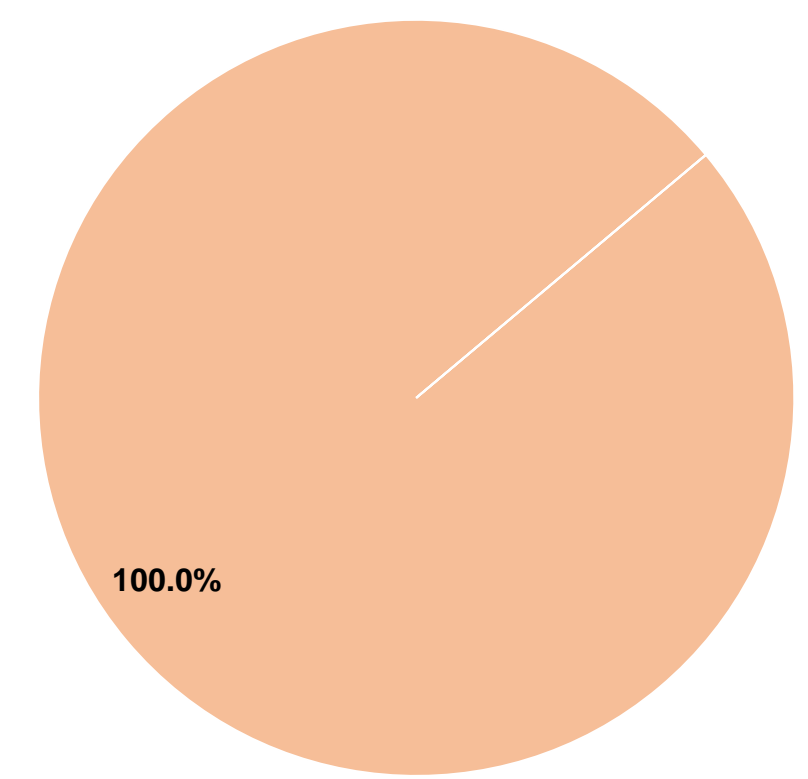
**Sources of Capital Funds Expended**

Fare Revenues	\$0	0.0%
Local Funds	\$65,109	100.0%
State Funds	\$0	0.0%
Federal Assistance	\$0	0.0%
Other Funds	\$0	0.0%
<b>Total Capital Funds Expended</b>	<b>\$65,109</b>	<b>100.0%</b>

**Operating Funding Sources**



**Capital Funding Sources**



**Modal Characteristics**

**Operation Characteristics**

**Vehicles Operated at Maximum Service**

Mode	Directly Operated	Purchased Transportation	Operating Expenses	Fare Revenues	Uses of Capital Funds	Annual Unlinked Trips	Annual Vehicle Revenue Miles	Annual Vehicle Revenue Hours
Bus	2	-	\$790,158	\$83,729	\$65,109	110,939	109,044	8,389
<b>Total</b>	<b>2</b>	<b>-</b>	<b>\$790,158</b>	<b>\$83,729</b>	<b>\$65,109</b>	<b>110,939</b>	<b>109,044</b>	<b>8,389</b>

**Performance Measures**

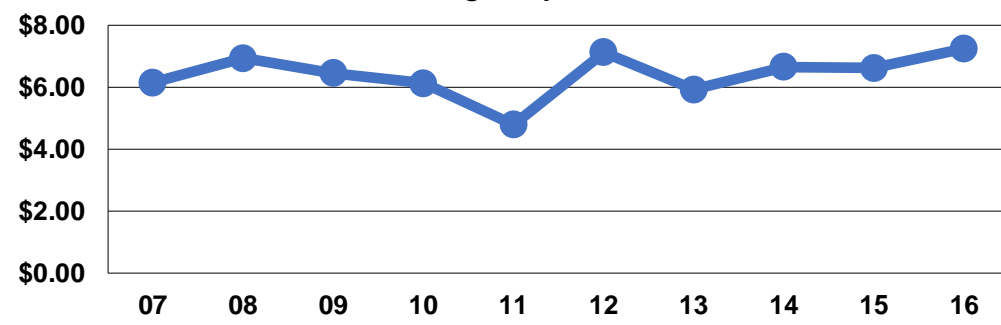
**Service Efficiency**

Mode	Operating Expenses per Vehicle Revenue Mile	Operating Expenses per Vehicle Revenue Hour
Bus	\$7.25	\$94.19
<b>Total</b>	<b>\$7.25</b>	<b>\$94.19</b>

**Service Effectiveness**

Mode	Operating Expenses per Unlinked Passenger Trip	Unlinked Trips per Vehicle Revenue Mile	Unlinked Trips per Vehicle Revenue Hour
Bus	\$7.12	1.0	13.2
<b>Total</b>	<b>\$7.12</b>	<b>1.0</b>	<b>13.2</b>

Operating Expense per Vehicle Revenue Mile: Agency Total



Unlinked Passenger Trips per Vehicle Revenue Mile: Agency Total

