

# Yosemite Area Regional Transportation System

## 2016 Annual Agency Profile

### General Information

#### Service Consumption

156,000 Annual Unlinked Trips (UPT)

#### Service Supplied

449,889 Annual Vehicle Revenue Miles (VRM)

16,370 Annual Vehicle Revenue Hours (VRH)

#### Summary of Operating Expenses (OE)

\$2,159,925 Total Operating Expenses

#### Database Information

NTDID: 9R02-91070

Reporter Type: Rural General Public Transit

### Financial Information

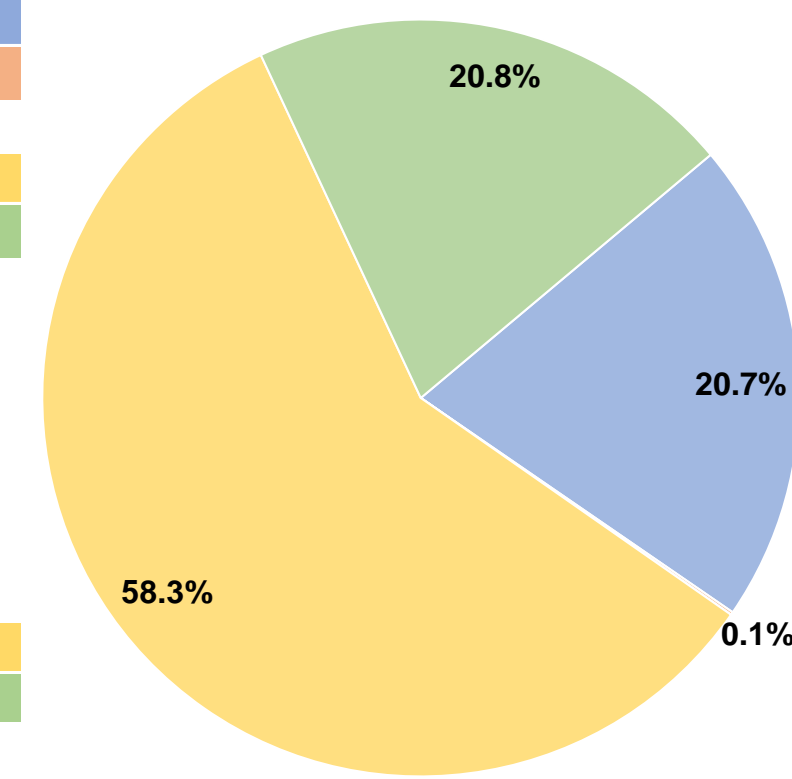
#### Sources of Operating Funds Expended

Fare Revenues	\$446,974	20.7%
Local Funds	\$2,709	0.1%
State Funds	\$0	0.0%
Federal Assistance	\$1,260,229	58.3%
Other Funds	\$450,013	20.8%
<b>Total Operating Funds Expended</b>	<b>\$2,159,925</b>	<b>100.0%</b>

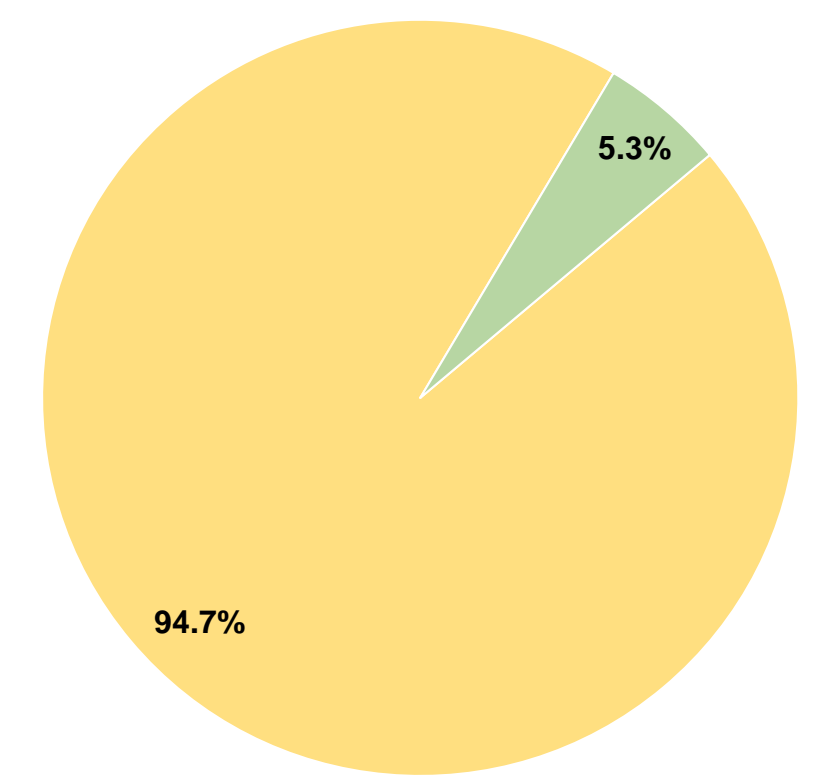
#### Sources of Capital Funds Expended

Fare Revenues	\$0	0.0%
Local Funds	\$0	0.0%
State Funds	\$0	0.0%
Federal Assistance	\$57,000	94.7%
Other Funds	\$3,218	5.3%
<b>Total Capital Funds Expended</b>	<b>\$60,218</b>	<b>100.0%</b>

#### Operating Funding Sources



#### Capital Funding Sources



### Modal Characteristics

#### Operation Characteristics

#### Vehicles Operated at Maximum Service

Mode	Directly Operated	Purchased Transportation	Operating Expenses	Fare Revenues	Uses of Capital Funds	Annual Unlinked Trips	Annual Vehicle Revenue Miles	Annual Vehicle Revenue Hours
Bus	-	12	\$2,159,925	\$446,974	\$60,218	156,000	449,889	16,370
<b>Total</b>	<b>-</b>	<b>12</b>	<b>\$2,159,925</b>	<b>\$446,974</b>	<b>\$60,218</b>	<b>156,000</b>	<b>449,889</b>	<b>16,370</b>

#### Performance Measures

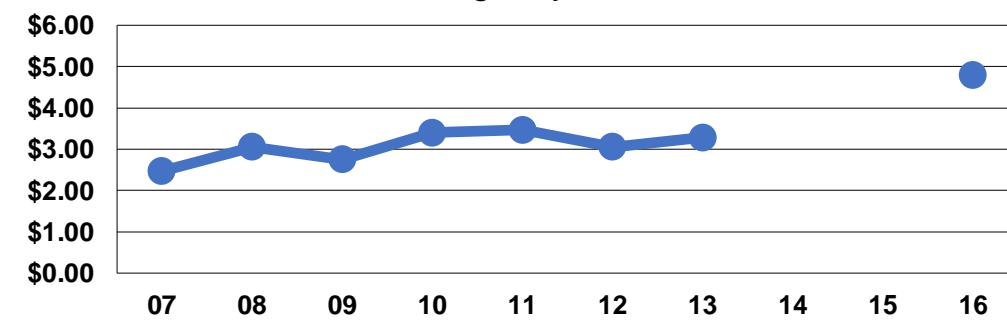
#### Service Efficiency

Mode	Operating Expenses per Vehicle Revenue Mile	Operating Expenses per Vehicle Revenue Hour
Bus	\$4.80	\$131.94
<b>Total</b>	<b>\$4.80</b>	<b>\$131.94</b>

#### Service Effectiveness

Mode	Operating Expenses per Unlinked Passenger Trip	Unlinked Trips per Vehicle Revenue Mile	Unlinked Trips per Vehicle Revenue Hour
Bus	\$13.85	0.4	9.5
<b>Total</b>	<b>\$13.85</b>	<b>0.3</b>	<b>9.5</b>

Operating Expense per Vehicle Revenue Mile: Agency Total



Unlinked Passenger Trips per Vehicle Revenue Mile: Agency Total

