

**General Information**

**Financial Information**

**Service Consumption**

98,366 Annual Unlinked Trips (UPT)

**Service Supplied**

432,201 Annual Vehicle Revenue Miles (VRM)

19,991 Annual Vehicle Revenue Hours (VRH)

**Summary of Operating Expenses (OE)**

\$1,339,619 Total Operating Expenses

**Database Information**

NTDID: 9R02-91089

Reporter Type: Rural General Public Transit

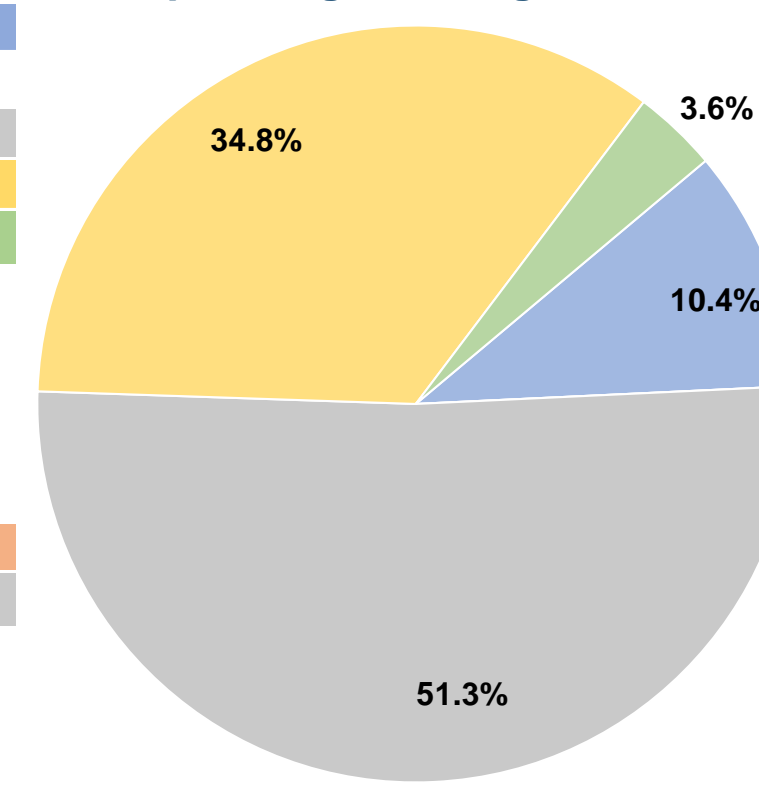
**Sources of Operating Funds Expended**

Fare Revenues	\$138,793	10.4%
Local Funds	\$0	0.0%
State Funds	\$686,985	51.3%
Federal Assistance	\$465,654	34.8%
Other Funds	\$48,187	3.6%
<b>Total Operating Funds Expended</b>	<b>\$1,339,619</b>	<b>100.0%</b>

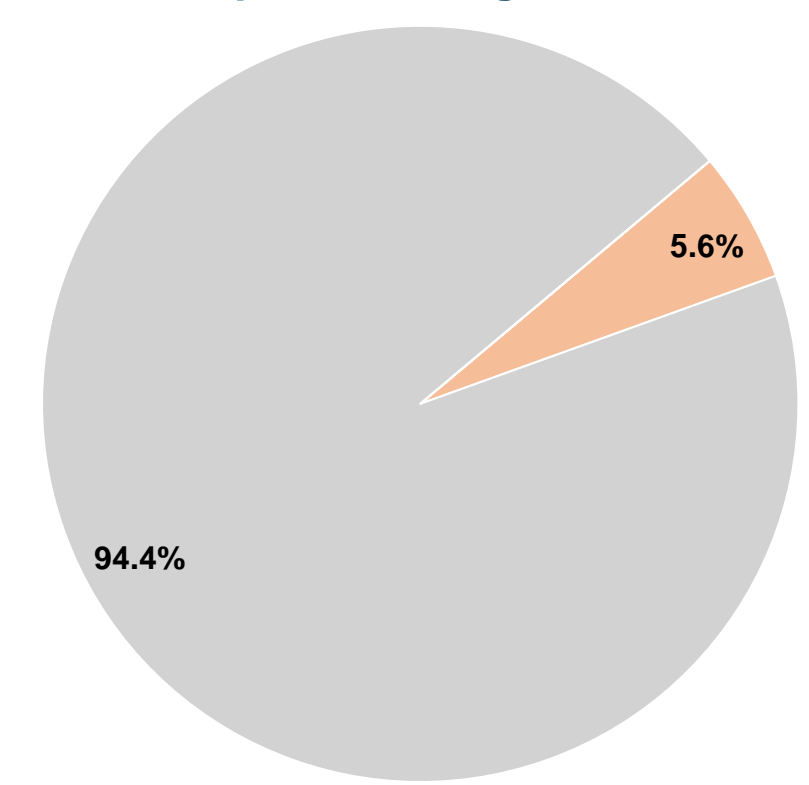
**Sources of Capital Funds Expended**

Fare Revenues	\$0	0.0%
Local Funds	\$13,988	5.6%
State Funds	\$235,330	94.4%
Federal Assistance	\$0	0.0%
Other Funds	\$0	0.0%
<b>Total Capital Funds Expended</b>	<b>\$249,318</b>	<b>100.0%</b>

**Operating Funding Sources**



**Capital Funding Sources**



**Modal Characteristics**

**Operation Characteristics**

**Vehicles Operated at Maximum Service**

Mode	Directly Operated	Purchased Transportation	Operating Expenses	Fare Revenues	Uses of Capital Funds	Annual Unlinked Trips	Annual Vehicle Revenue Miles	Annual Vehicle Revenue Hours
Demand Response	-	4	\$410,003	\$34,582	\$0	17,226	131,867	5,514
Bus	-	7	\$929,616	\$104,211	\$249,318	81,140	300,334	14,477
<b>Total</b>	<b>-</b>	<b>11</b>	<b>\$1,339,619</b>	<b>\$138,793</b>	<b>\$249,318</b>	<b>98,366</b>	<b>432,201</b>	<b>19,991</b>

**Performance Measures**

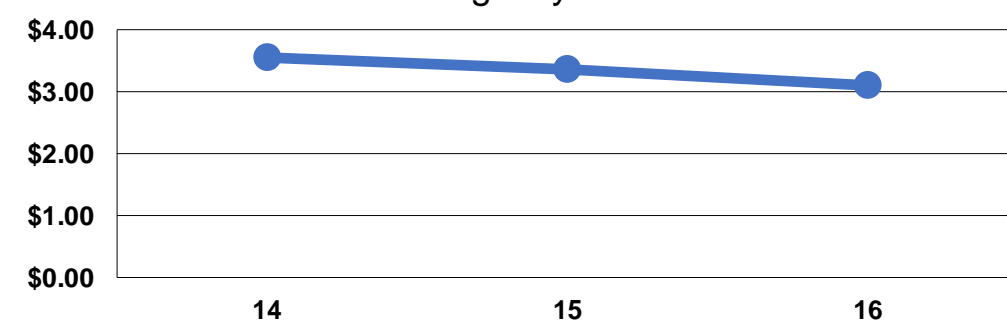
**Service Efficiency**

Mode	Operating Expenses per Vehicle Revenue Mile	Operating Expenses per Vehicle Revenue Hour
Demand Response	\$3.11	\$74.36
Bus	\$3.10	\$64.21
<b>Total</b>	<b>\$3.10</b>	<b>\$67.01</b>

**Service Effectiveness**

Mode	Operating Expenses per Unlinked Passenger Trip	Unlinked Trips per Vehicle Revenue Mile	Unlinked Trips per Vehicle Revenue Hour
Demand Response	\$23.80	0.1	3.1
Bus	\$11.46	0.3	5.6
<b>Total</b>	<b>\$13.62</b>	<b>0.2</b>	<b>4.9</b>

Operating Expense per Vehicle Revenue Mile: Agency Total



Unlinked Passenger Trips per Vehicle Revenue Mile: Agency Total

