

General Information

Financial Information

Service Consumption

13,485 Annual Unlinked Trips (UPT)

Service Supplied

22,663 Annual Vehicle Revenue Miles (VRM)

3,279 Annual Vehicle Revenue Hours (VRH)

Summary of Operating Expenses (OE)

\$150,851 Total Operating Expenses

Database Information

NTDID: 9R02-91110

Reporter Type: Rural General Public Transit

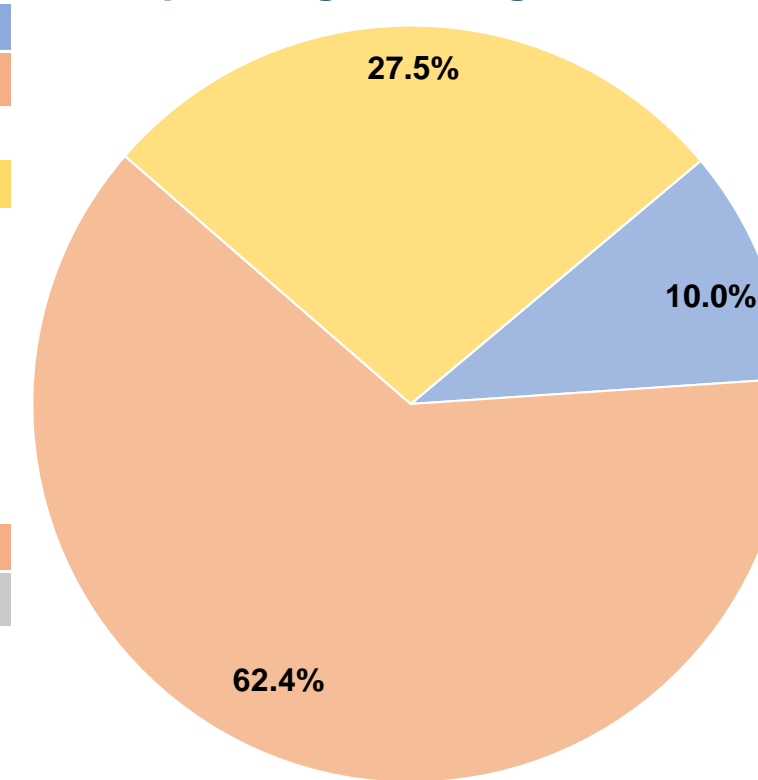
Sources of Operating Funds Expended

| | | |
|---------------------------------------|------------------|---------------|
| Fare Revenues | \$15,156 | 10.0% |
| Local Funds | \$94,189 | 62.4% |
| State Funds | \$0 | 0.0% |
| Federal Assistance | \$41,506 | 27.5% |
| Other Funds | \$0 | 0.0% |
| Total Operating Funds Expended | \$150,851 | 100.0% |

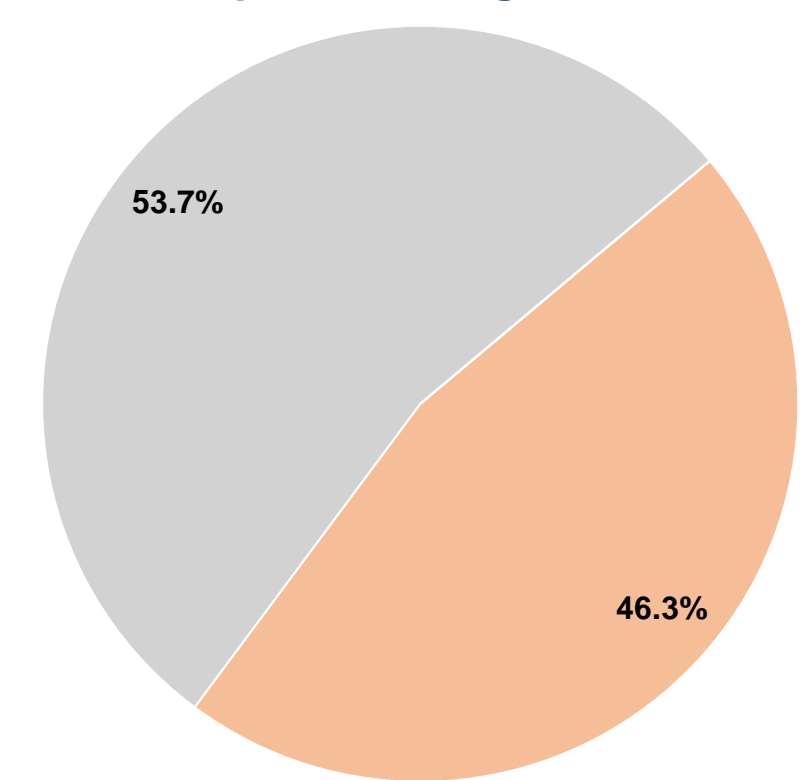
Sources of Capital Funds Expended

| | | |
|-------------------------------------|------------------|---------------|
| Fare Revenues | \$0 | 0.0% |
| Local Funds | \$70,170 | 46.3% |
| State Funds | \$81,425 | 53.7% |
| Federal Assistance | \$0 | 0.0% |
| Other Funds | \$0 | 0.0% |
| Total Capital Funds Expended | \$151,595 | 100.0% |

Operating Funding Sources



Capital Funding Sources



Modal Characteristics

Operation Characteristics

Vehicles Operated at Maximum Service

| Mode | Directly Operated | Purchased Transportation | Operating Expenses | Fare Revenues | Uses of Capital Funds | Annual Unlinked Trips | Annual Vehicle Revenue Miles | Annual Vehicle Revenue Hours |
|-----------------|-------------------|--------------------------|--------------------|-----------------|-----------------------|-----------------------|------------------------------|------------------------------|
| Demand Response | 2 | - | \$150,851 | \$15,156 | \$151,595 | 13,485 | 22,663 | 3,279 |
| Total | 2 | - | \$150,851 | \$15,156 | \$151,595 | 13,485 | 22,663 | 3,279 |

Performance Measures

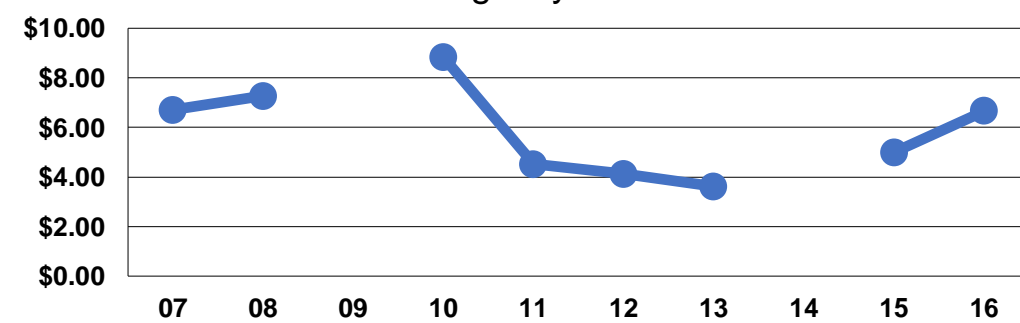
Service Efficiency

| Mode | Operating Expenses per Vehicle Revenue Mile | Operating Expenses per Vehicle Revenue Hour |
|-----------------|---|---|
| Demand Response | \$6.66 | \$46.01 |
| Total | \$6.66 | \$46.01 |

Service Effectiveness

| Mode | Operating Expenses per Unlinked Passenger Trip | Unlinked Trips per Vehicle Revenue Mile | Unlinked Trips per Vehicle Revenue Hour |
|-----------------|--|---|---|
| Demand Response | \$11.19 | 0.6 | 4.1 |
| Total | \$11.19 | 0.6 | 4.1 |

Operating Expense per Vehicle Revenue Mile: Agency Total



Unlinked Passenger Trips per Vehicle Revenue Mile: Agency Total

