

Manley Village Council

2017 Annual Agency Profile

149 mile Elliott Highway
Manley Hot Springs, AK 99756-0105

General Information

Federally Recognized Tribal Statistical Areas

Manley Hot Springs ANVSA, AK

Service Consumption

28 Annual Unlinked Trips (UPT)

Service Supplied

1,935 Annual Vehicle Revenue Miles (VRM)

64 Annual Vehicle Revenue Hours (VRH)

Database Information

NTDID: 00175

Reporter Type: Tribal Reporter

Financial Information

Sources of Operating Funds Expended

Fare Revenues	\$285	5.9%
Local Funds	\$1,455	30.3%
State Funds	\$0	0.0%
Federal Assistance	\$3,058	63.7%
Other Funds	\$0	0.0%

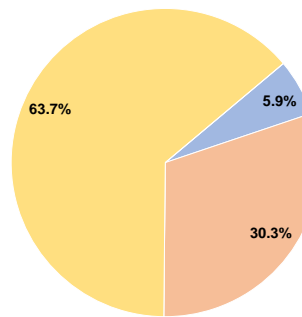
Total Operating Funds Expended \$4,798 100.0%

Sources of Capital Funds Expended

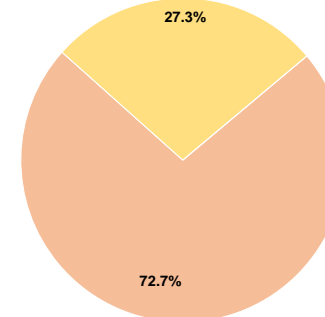
Fare Revenues	\$0	0.0%
Local Funds	\$28,817	72.7%
State Funds	\$0	0.0%
Federal Assistance	\$10,811	27.3%
Other Funds	\$0	0.0%

Total Capital Funds Expended \$39,628 100.0%

Operating Funding Sources



Capital Funding Sources



Modal Characteristics

Operation Characteristics

Vehicles Operated at Maximum Service

Mode	Directly Operated	Purchased Transportation	Operating Expenses	Fare Revenues	Uses of Capital Funds	Annual Unlinked Trips	Annual Vehicle Revenue Miles	Annual Vehicle Revenue Hours	Average Fleet Age in Years ^a
Bus	1	-	\$4,798	\$285	\$39,628	28	1,935	64	9.0
Total	1	-	\$4,798	\$285	\$39,628	28	1,935	64	

Performance Measures

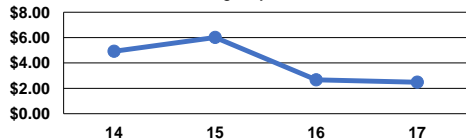
Service Efficiency

Mode	Operating Expenses per Vehicle Revenue Mile	Operating Expenses per Vehicle Revenue Hour
Bus	\$2.48	\$74.97
Total	\$2.48	\$74.97

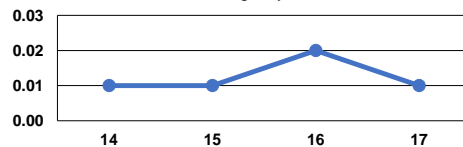
Service Effectiveness

Mode	Operating Expenses per Unlinked Passenger Trip	Unlinked Trips per Vehicle Revenue Mile	Unlinked Trips per Vehicle Revenue Hour
Bus	\$171.36	0.0	0.4
Total	\$171.36	0.0	0.4

Operating Expense per Vehicle Revenue Mile: Agency Total



Unlinked Passenger Trips per Vehicle Revenue Mile: Agency Total



Notes:

^aDemand Response - Taxi (DT) and non-dedicated fleets do not report fleet age data.