

Mountain Rides Transportation Authority

2017 Annual Agency Profile

General Information

Service Consumption

533,949 Annual Unlinked Trips (UPT)

Service Supplied

843,657 Annual Vehicle Revenue Miles (VRM)

40,072 Annual Vehicle Revenue Hours (VRH)

Summary of Operating Expenses (OE)

\$2,303,459 Total Operating Expenses

Database Information

NTDID: 0R01-00311

Reporter Type: Rural General Public Transit

Financial Information

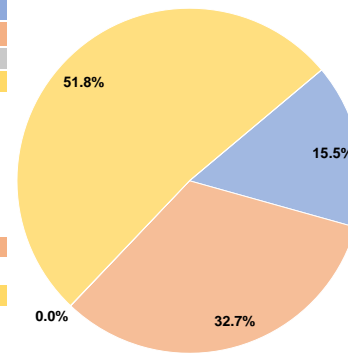
Sources of Operating Funds Expended

Fare Revenues	\$356,039	15.5%
Local Funds	\$754,246	32.7%
State Funds	\$723	0.0%
Federal Assistance	\$1,192,451	51.8%
Other Funds	\$0	0.0%
Total Operating Funds Expended	\$2,303,459	100.0%

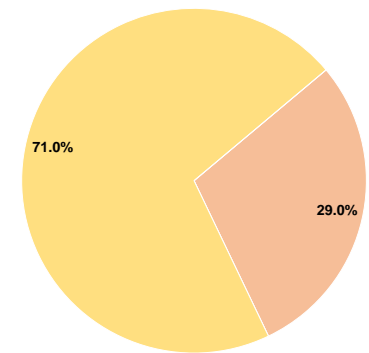
Sources of Capital Funds Expended

Fare Revenues	\$0	0.0%
Local Funds	\$40,443	29.0%
State Funds	\$0	0.0%
Federal Assistance	\$99,000	71.0%
Other Funds	\$0	0.0%
Total Capital Funds Expended	\$139,443	100.0%

Operating Funding Sources



Capital Funding Sources



Modal Characteristics

Operation Characteristics

Vehicles Operated at Maximum Service

Mode	Directly Operated	Purchased Transportation	Operating Expenses	Fare Revenues	Uses of Capital Funds	Annual Unlinked Trips	Annual Vehicle Revenue Miles	Annual Vehicle Revenue Hours
Demand Response	1	-	\$7,623	\$631	\$0	364	2,060	122
Bus	16	-	\$2,159,475	\$219,047	\$57,915	492,991	504,436	31,024
Vanpool	10	-	\$136,361	\$136,361	\$81,528	40,594	337,161	8,926
Total	27	-	\$2,303,459	\$356,039	\$139,443	533,949	843,657	40,072

Performance Measures

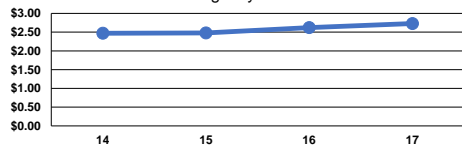
Service Efficiency

Mode	Operating Expenses per Vehicle Revenue Mile	Operating Expenses per Vehicle Revenue Hour
Demand Response	\$3.70	\$62.48
Bus	\$4.28	\$69.61
Vanpool	\$0.40	\$15.28
Total	\$2.73	\$57.48

Service Effectiveness

Mode	Operating Expenses per Unlinked Passenger Trip	Unlinked Trips per Vehicle Revenue Mile	Unlinked Trips per Vehicle Revenue Hour
Demand Response	\$20.94	0.2	3.0
Bus	\$4.38	1.0	15.9
Vanpool	\$3.36	0.1	4.5
Total	\$4.31	0.6	13.3

Operating Expense per Vehicle Revenue Mile: Agency Total



Unlinked Passenger Trips per Vehicle Revenue Mile: Agency Total

