

TransIV Buses - College of Southern Idaho

2017 Annual Agency Profile

General Information

Service Consumption

26,859 Annual Unlinked Trips (UPT)

Service Supplied

108,222 Annual Vehicle Revenue Miles (VRM)

10,105 Annual Vehicle Revenue Hours (VRH)

Summary of Operating Expenses (OE)

\$638,009 Total Operating Expenses

Database Information

NTDID: 0R01-00357

Reporter Type: Rural General Public Transit

Financial Information

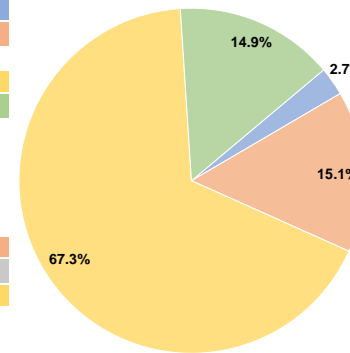
Sources of Operating Funds Expended

Fare Revenues	\$17,066	2.7%
Local Funds	\$96,566	15.1%
State Funds	\$0	0.0%
Federal Assistance	\$429,204	67.3%
Other Funds	\$95,173	14.9%
Total Operating Funds Expended	\$638,009	100.0%

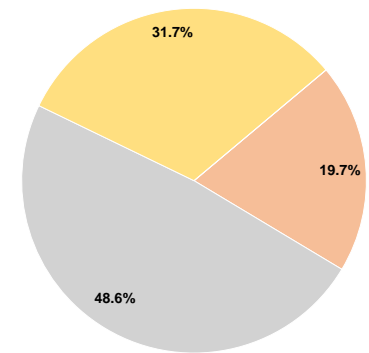
Sources of Capital Funds Expended

Fare Revenues	\$0	0.0%
Local Funds	\$52,458	19.7%
State Funds	\$129,300	48.6%
Federal Assistance	\$84,432	31.7%
Other Funds	\$0	0.0%
Total Capital Funds Expended	\$266,190	100.0%

Operating Funding Sources



Capital Funding Sources



Modal Characteristics

Operation Characteristics

Vehicles Operated at Maximum Service

Mode	Directly Operated	Purchased Transportation	Operating Expenses	Fare Revenues	Uses of Capital Funds	Annual Unlinked Trips	Annual Vehicle Revenue Miles	Annual Vehicle Revenue Hours
Demand Response	10	-	\$638,009	\$17,066	\$266,190	26,859	108,222	10,105
Total	10	-	\$638,009	\$17,066	\$266,190	26,859	108,222	10,105

Performance Measures

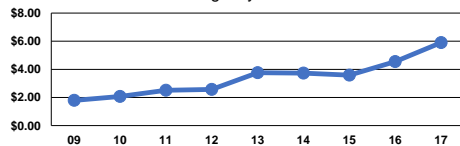
Service Efficiency

Mode	Operating Expenses per Vehicle Revenue Mile	Operating Expenses per Vehicle Revenue Hour
Demand Response	\$5.90	\$63.14
Total	\$5.90	\$63.14

Service Effectiveness

Mode	Operating Expenses per Unlinked Passenger Trip	Unlinked Trips per Vehicle Revenue Mile	Unlinked Trips per Vehicle Revenue Hour
Demand Response	\$23.75	0.2	2.7
Total	\$23.75	0.2	2.7

Operating Expense per Vehicle Revenue Mile: Agency Total



Unlinked Passenger Trips per Vehicle Revenue Mile: Agency Total

