

# Grant County Transportation District

2017 Annual Agency Profile

## General Information

### Service Consumption

31,272 Annual Unlinked Trips (UPT)

### Service Supplied

215,670 Annual Vehicle Revenue Miles (VRM)  
10,759 Annual Vehicle Revenue Hours (VRH)

### Summary of Operating Expenses (OE)

\$346,107 Total Operating Expenses

### Database Information

NTDID: 0R02-00313

Reporter Type: Rural General Public Transit

## Financial Information

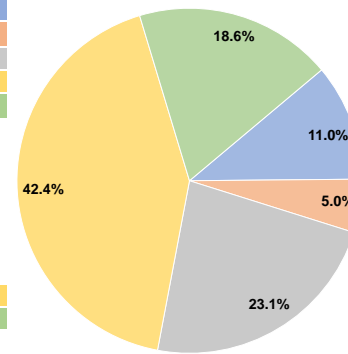
### Sources of Operating Funds Expended

Fare Revenues	\$37,954	11.0%
Local Funds	\$17,309	5.0%
State Funds	\$80,000	23.1%
Federal Assistance	\$146,622	42.4%
Other Funds	\$64,222	18.6%
<b>Total Operating Funds Expended</b>	<b>\$346,107</b>	<b>100.0%</b>

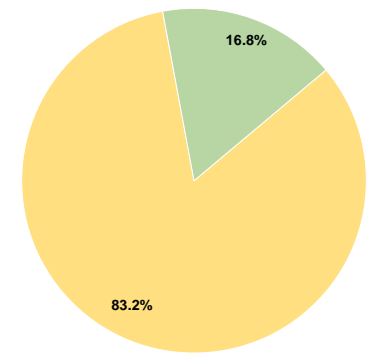
### Sources of Capital Funds Expended

Fare Revenues	\$0	0.0%
Local Funds	\$0	0.0%
State Funds	\$0	0.0%
Federal Assistance	\$178,993	83.2%
Other Funds	\$36,158	16.8%
<b>Total Capital Funds Expended</b>	<b>\$215,151</b>	<b>100.0%</b>

### Operating Funding Sources



### Capital Funding Sources



## Modal Characteristics

### Operation Characteristics

#### Vehicles Operated at Maximum Service

Mode	Directly Operated	Purchased Transportation	Operating Expenses	Fare Revenues	Uses of Capital Funds	Annual Unlinked Trips	Annual Vehicle Revenue Miles	Annual Vehicle Revenue Hours
Demand Response	6	-	\$253,052	\$20,758	\$207,360	29,403	134,995	7,184
Bus	2	-	\$93,055	\$17,196	\$7,791	1,869	80,675	3,575
<b>Total</b>	<b>8</b>	<b>-</b>	<b>\$346,107</b>	<b>\$37,954</b>	<b>\$215,151</b>	<b>31,272</b>	<b>215,670</b>	<b>10,759</b>

### Performance Measures

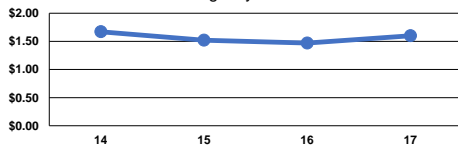
#### Service Efficiency

Mode	Operating Expenses per Vehicle Revenue Mile	Operating Expenses per Vehicle Revenue Hour
Demand Response	\$1.87	\$35.22
Bus	\$1.15	\$26.03
<b>Total</b>	<b>\$1.60</b>	<b>\$32.17</b>

#### Service Effectiveness

Mode	Operating Expenses per Unlinked Passenger Trip	Unlinked Trips per Vehicle Revenue Mile	Unlinked Trips per Vehicle Revenue Hour
Demand Response	\$8.61	0.2	4.1
Bus	\$49.79	0.0	0.5
<b>Total</b>	<b>\$11.07</b>	<b>0.1</b>	<b>2.9</b>

Operating Expense per Vehicle Revenue Mile: Agency Total



Unlinked Passenger Trips per Vehicle Revenue Mile: Agency Total

