

Hood River County Transportation District DBA Columbia Area Transit

2017 Annual Agency Profile

General Information

Service Consumption

26,368 Annual Unlinked Trips (UPT)

Service Supplied

148,595 Annual Vehicle Revenue Miles (VRM)
8,427 Annual Vehicle Revenue Hours (VRH)

Summary of Operating Expenses (OE)

\$731,559 Total Operating Expenses

Database Information

NTDID: 0R02-00319

Reporter Type: Rural General Public Transit

Financial Information

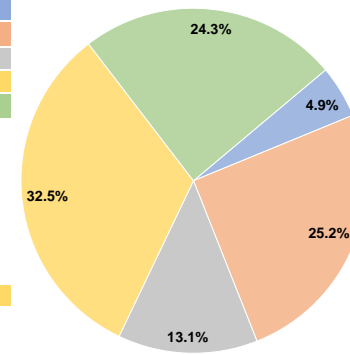
Sources of Operating Funds Expended

Fare Revenues	\$35,884	4.9%
Local Funds	\$184,375	25.2%
State Funds	\$95,847	13.1%
Federal Assistance	\$237,697	32.5%
Other Funds	\$177,756	24.3%
Total Operating Funds Expended	\$731,559	100.0%

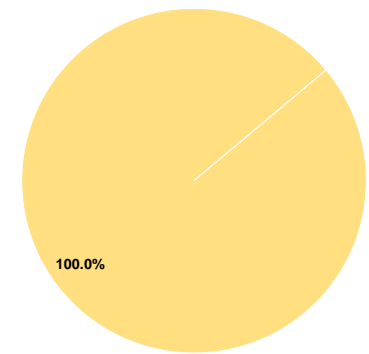
Sources of Capital Funds Expended

Fare Revenues	\$0	0.0%
Local Funds	\$0	0.0%
State Funds	\$0	0.0%
Federal Assistance	\$216,218	100.0%
Other Funds	\$0	0.0%
Total Capital Funds Expended	\$216,218	100.0%

Operating Funding Sources



Capital Funding Sources



Modal Characteristics

Operation Characteristics

Vehicles Operated at Maximum Service

Mode	Directly Operated	Purchased Transportation	Operating Expenses	Fare Revenues	Uses of Capital Funds	Annual Unlinked Trips	Annual Vehicle Revenue Miles	Annual Vehicle Revenue Hours
Commuter Bus	3	-	\$161,057	\$17,182	\$47,568	3,976	59,157	2,068
Demand Response	7	-	\$554,655	\$18,326	\$164,326	22,197	83,870	6,039
Bus	1	-	\$15,847	\$376	\$4,324	195	5,568	320
Total	11	-	\$731,559	\$35,884	\$216,218	26,368	148,595	8,427

Performance Measures

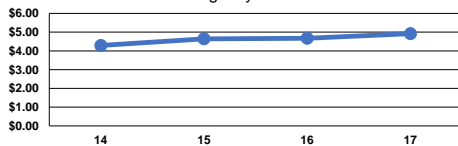
Service Efficiency

Mode	Operating Expenses per Vehicle Revenue Mile	Operating Expenses per Vehicle Revenue Hour
Commuter Bus	\$2.72	\$77.88
Demand Response	\$6.61	\$91.85
Bus	\$2.85	\$49.52
Total	\$4.92	\$86.81

Service Effectiveness

Mode	Operating Expenses per Unlinked Passenger Trip	Unlinked Trips per Vehicle Revenue Mile	Unlinked Trips per Vehicle Revenue Hour
Commuter Bus	\$40.51	0.1	1.9
Demand Response	\$24.99	0.3	3.7
Bus	\$81.27	0.0	0.6
Total	\$27.74	0.2	3.1

Operating Expense per Vehicle Revenue Mile: Agency Total



Unlinked Passenger Trips per Vehicle Revenue Mile: Agency Total

