

Malheur Council on Aging and Community Services

2017 Annual Agency Profile

General Information

Service Consumption

37,601 Annual Unlinked Trips (UPT)

Service Supplied

264,972 Annual Vehicle Revenue Miles (VRM)

17,080 Annual Vehicle Revenue Hours (VRH)

Summary of Operating Expenses (OE)

\$759,635 Total Operating Expenses

Database Information

NTDID: 0R02-00323

Reporter Type: Rural General Public Transit

Financial Information

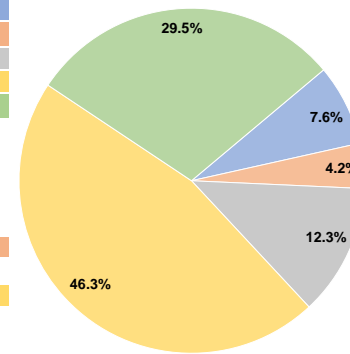
Sources of Operating Funds Expended

Fare Revenues	\$57,880	7.6%
Local Funds	\$32,000	4.2%
State Funds	\$93,761	12.3%
Federal Assistance	\$351,617	46.3%
Other Funds	\$224,377	29.5%
Total Operating Funds Expended	\$759,635	100.0%

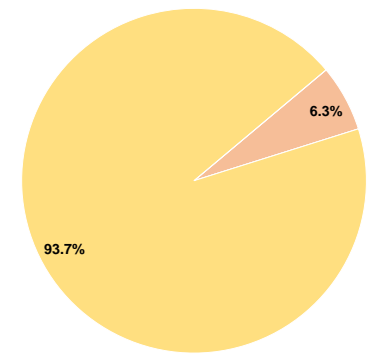
Sources of Capital Funds Expended

Fare Revenues	\$0	0.0%
Local Funds	\$6,352	6.3%
State Funds	\$0	0.0%
Federal Assistance	\$95,231	93.7%
Other Funds	\$0	0.0%
Total Capital Funds Expended	\$101,583	100.0%

Operating Funding Sources



Capital Funding Sources



Modal Characteristics

Operation Characteristics

Vehicles Operated at Maximum Service

Mode	Directly Operated	Purchased Transportation	Operating Expenses	Fare Revenues	Uses of Capital Funds	Annual Unlinked Trips	Annual Vehicle Revenue Miles	Annual Vehicle Revenue Hours
Commuter Bus	1	-	\$62,399	\$10,500	\$0	1,677	28,000	1,403
Demand Response	6	-	\$561,009	\$37,748	\$0	19,714	204,152	12,614
Bus	1	-	\$136,227	\$9,632	\$101,583	16,210	32,820	3,063
Total	8	-	\$759,635	\$57,880	\$101,583	37,601	264,972	17,080

Performance Measures


Service Efficiency

Mode	Operating Expenses per Vehicle Revenue Mile	Operating Expenses per Vehicle Revenue Hour
Commuter Bus	\$2.23	\$44.48
Demand Response	\$2.75	\$44.48
Bus	\$4.15	\$44.48
Total	\$2.87	\$44.48

Service Effectiveness

Mode	Operating Expenses per Unlinked Passenger Trip	Unlinked Trips per Vehicle Revenue Mile	Unlinked Trips per Vehicle Revenue Hour
Commuter Bus	\$37.21	0.1	1.2
Demand Response	\$28.46	0.1	1.6
Bus	\$8.40	0.5	5.3
Total	\$20.20	0.1	2.2

Operating Expense per Vehicle Revenue Mile: Agency Total



Unlinked Passenger Trips per Vehicle Revenue Mile: Agency Total

