

Sunset Empire Transportation District

2017 Annual Agency Profile

General Information

Service Consumption

240,315 Annual Unlinked Trips (UPT)

Service Supplied

522,946 Annual Vehicle Revenue Miles (VRM)

25,795 Annual Vehicle Revenue Hours (VRH)

Summary of Operating Expenses (OE)

\$1,806,611 Total Operating Expenses

Database Information

NTDID: 0R02-00331

Reporter Type: Rural General Public Transit

Financial Information

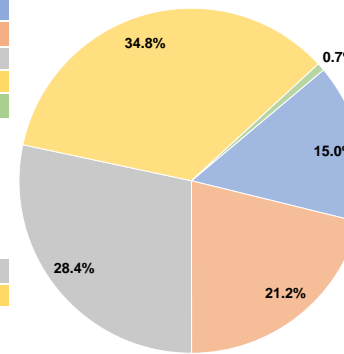
Sources of Operating Funds Expended

Fare Revenues	\$270,089	15.0%
Local Funds	\$382,140	21.2%
State Funds	\$512,299	28.4%
Federal Assistance	\$628,781	34.8%
Other Funds	\$13,302	0.7%
Total Operating Funds Expended	\$1,806,611	100.0%

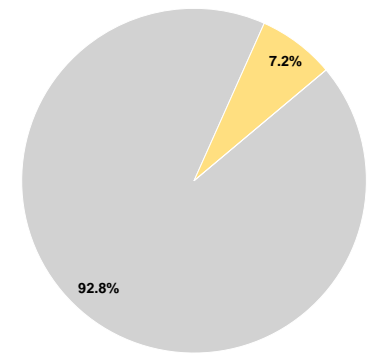
Sources of Capital Funds Expended

Fare Revenues	\$0	0.0%
Local Funds	\$0	0.0%
State Funds	\$321,650	92.8%
Federal Assistance	\$25,000	7.2%
Other Funds	\$0	0.0%
Total Capital Funds Expended	\$346,650	100.0%

Operating Funding Sources



Capital Funding Sources



Modal Characteristics

Operation Characteristics

Vehicles Operated at Maximum Service

Mode	Directly Operated	Purchased Transportation	Operating Expenses	Fare Revenues	Uses of Capital Funds	Annual Unlinked Trips	Annual Vehicle Revenue Miles	Annual Vehicle Revenue Hours
Commuter Bus	3	-	\$156,745	\$48,265	\$0	13,337	93,427	2,829
Demand Response	3	-	\$254,972	\$38,866	\$133,719	7,222	75,278	5,198
Bus	13	-	\$1,394,894	\$182,958	\$212,931	219,756	354,241	17,768
Total	19	-	\$1,806,611	\$270,089	\$346,650	240,315	522,946	25,795

Performance Measures

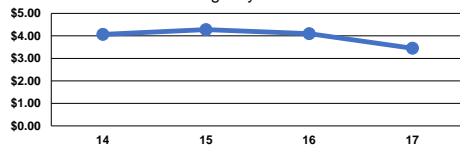
Service Efficiency

Mode	Operating Expenses per Vehicle Revenue Mile	Operating Expenses per Vehicle Revenue Hour
Commuter Bus	\$1.68	\$55.41
Demand Response	\$3.39	\$49.05
Bus	\$3.94	\$78.51
Total	\$3.45	\$70.04

Service Effectiveness

Mode	Operating Expenses per Unlinked Passenger Trip	Unlinked Trips per Vehicle Revenue Mile	Unlinked Trips per Vehicle Revenue Hour
Commuter Bus	\$11.75	0.1	4.7
Demand Response	\$35.30	0.1	1.4
Bus	\$6.35	0.6	12.4
Total	\$7.52	0.5	9.3

Operating Expense per Vehicle Revenue Mile: Agency Total



Unlinked Passenger Trips per Vehicle Revenue Mile: Agency Total

