

# Basin Transit Service

2017 Annual Agency Profile

## General Information

### Service Consumption

322,167 Annual Unlinked Trips (UPT)

### Service Supplied

312,789 Annual Vehicle Revenue Miles (VRM)

24,160 Annual Vehicle Revenue Hours (VRH)

### Summary of Operating Expenses (OE)

\$1,963,197 Total Operating Expenses

### Database Information

NTDID: 0R02-00339

Reporter Type: Rural General Public Transit

## Financial Information

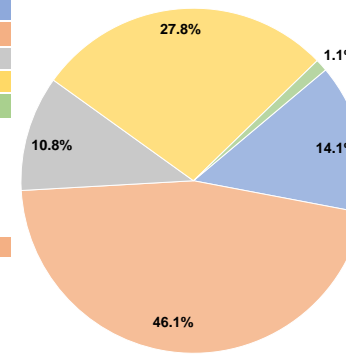
### Sources of Operating Funds Expended

Fare Revenues	\$276,709	14.1%
Local Funds	\$905,333	46.1%
State Funds	\$212,362	10.8%
Federal Assistance	\$546,266	27.8%
Other Funds	\$22,527	1.1%
<b>Total Operating Funds Expended</b>	<b>\$1,963,197</b>	<b>100.0%</b>

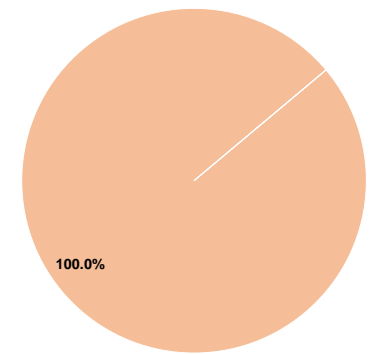
### Sources of Capital Funds Expended

Fare Revenues	\$0	0.0%
Local Funds	\$46,910	100.0%
State Funds	\$0	0.0%
Federal Assistance	\$0	0.0%
Other Funds	\$0	0.0%
<b>Total Capital Funds Expended</b>	<b>\$46,910</b>	<b>100.0%</b>

### Operating Funding Sources



### Capital Funding Sources



## Modal Characteristics

### Operation Characteristics

#### Vehicles Operated at Maximum Service

Mode	Directly Operated	Purchased Transportation	Operating Expenses	Fare Revenues	Uses of Capital Funds	Annual Unlinked Trips	Annual Vehicle Revenue Miles	Annual Vehicle Revenue Hours
Demand Response	2	-	\$412,271	\$27,463	\$0	14,889	63,342	5,044
Bus	6	-	\$1,550,926	\$249,246	\$46,910	307,278	249,447	19,116
<b>Total</b>	<b>8</b>	<b>-</b>	<b>\$1,963,197</b>	<b>\$276,709</b>	<b>\$46,910</b>	<b>322,167</b>	<b>312,789</b>	<b>24,160</b>

### Performance Measures

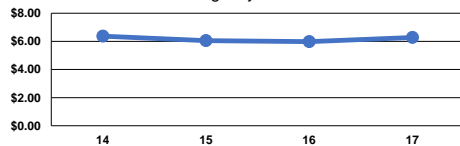
#### Service Efficiency

Mode	Operating Expenses per Vehicle Revenue Mile	Operating Expenses per Vehicle Revenue Hour
Demand Response	\$6.51	\$81.73
Bus	\$6.22	\$81.13
<b>Total</b>	<b>\$6.28</b>	<b>\$81.26</b>

#### Service Effectiveness

Mode	Operating Expenses per Unlinked Passenger Trip	Unlinked Trips per Vehicle Revenue Mile	Unlinked Trips per Vehicle Revenue Hour
Demand Response	\$27.69	0.2	3.0
Bus	\$5.05	1.2	16.1
<b>Total</b>	<b>\$6.09</b>	<b>1.0</b>	<b>13.3</b>

Operating Expense per Vehicle Revenue Mile: Agency Total



Unlinked Passenger Trips per Vehicle Revenue Mile: Agency Total

