

Community Connection of Northeast Oregon

2017 Annual Agency Profile

General Information

Service Consumption

82,041 Annual Unlinked Trips (UPT)

Service Supplied

579,060 Annual Vehicle Revenue Miles (VRM)

26,635 Annual Vehicle Revenue Hours (VRH)

Summary of Operating Expenses (OE)

\$1,965,790 Total Operating Expenses

Database Information

NTDID: 0R02-00343

Reporter Type: Rural General Public Transit

Financial Information

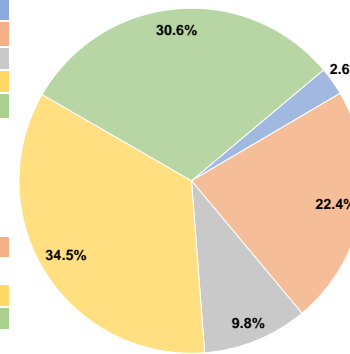
Sources of Operating Funds Expended

Fare Revenues	\$52,064	2.6%
Local Funds	\$440,354	22.4%
State Funds	\$193,471	9.8%
Federal Assistance	\$679,104	34.5%
Other Funds	\$600,797	30.6%
Total Operating Funds Expended	\$1,965,790	100.0%

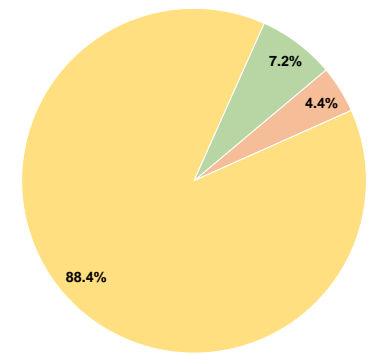
Sources of Capital Funds Expended

Fare Revenues	\$0	0.0%
Local Funds	\$16,993	4.4%
State Funds	\$0	0.0%
Federal Assistance	\$339,046	88.4%
Other Funds	\$27,660	7.2%
Total Capital Funds Expended	\$383,699	100.0%

Operating Funding Sources



Capital Funding Sources



Modal Characteristics

Operation Characteristics

Vehicles Operated at Maximum Service

Mode	Directly Operated	Purchased Transportation	Operating Expenses	Fare Revenues	Uses of Capital Funds	Annual Unlinked Trips	Annual Vehicle Revenue Miles	Annual Vehicle Revenue Hours
Commuter Bus	3	-	\$141,524	\$10,814	\$0	2,806	69,134	1,918
Demand Response	13	-	\$1,349,315	\$21,171	\$383,699	38,387	435,816	19,641
Bus	3	-	\$474,951	\$20,079	\$0	40,848	74,110	5,076
Total	19	-	\$1,965,790	\$52,064	\$383,699	82,041	579,060	26,635

Performance Measures

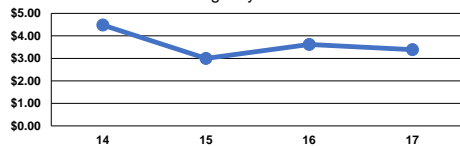
Service Efficiency

Mode	Operating Expenses per Vehicle Revenue Mile	Operating Expenses per Vehicle Revenue Hour
Commuter Bus	\$2.05	\$73.79
Demand Response	\$3.10	\$68.70
Bus	\$6.41	\$93.57
Total	\$3.39	\$73.80

Service Effectiveness

Mode	Operating Expenses per Unlinked Passenger Trip	Unlinked Trips per Vehicle Revenue Mile	Unlinked Trips per Vehicle Revenue Hour
Commuter Bus	\$50.44	0.0	1.5
Demand Response	\$35.15	0.1	2.0
Bus	\$11.63	0.6	8.0
Total	\$23.96	0.1	3.1

Operating Expense per Vehicle Revenue Mile: Agency Total



Unlinked Passenger Trips per Vehicle Revenue Mile: Agency Total

