

General Information

Service Consumption

152,453 Annual Unlinked Trips (UPT)

Service Supplied

596,981 Annual Vehicle Revenue Miles (VRM)
 37,521 Annual Vehicle Revenue Hours (VRH)

Summary of Operating Expenses (OE)

\$1,467,219 Total Operating Expenses

Database Information

NTDID: 0R02-00351

Reporter Type: Rural General Public Transit

Financial Information

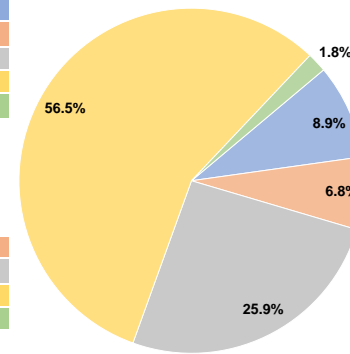
Sources of Operating Funds Expended

Fare Revenues	\$130,465	8.9%
Local Funds	\$99,692	6.8%
State Funds	\$380,587	25.9%
Federal Assistance	\$829,617	56.5%
Other Funds	\$26,858	1.8%
Total Operating Funds Expended	\$1,467,219	100.0%

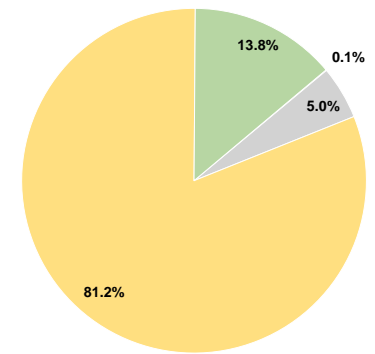
Sources of Capital Funds Expended

Fare Revenues	\$0	0.0%
Local Funds	\$569	0.1%
State Funds	\$47,073	5.0%
Federal Assistance	\$766,685	81.2%
Other Funds	\$130,077	13.8%
Total Capital Funds Expended	\$944,404	100.0%

Operating Funding Sources



Capital Funding Sources



Modal Characteristics

Operation Characteristics

Vehicles Operated at Maximum Service

Mode	Directly Operated	Purchased Transportation	Operating Expenses	Fare Revenues	Uses of Capital Funds	Annual Unlinked Trips	Annual Vehicle Revenue Miles	Annual Vehicle Revenue Hours
Commuter Bus	-	4	\$564,350	\$42,213	\$99,698	32,627	235,515	8,695
Demand Response	-	17	\$482,895	\$39,043	\$58,472	41,345	248,346	21,386
Bus	-	3	\$419,974	\$49,209	\$786,234	78,481	113,120	7,440
Total	-	24	\$1,467,219	\$130,465	\$944,404	152,453	596,981	37,521

Performance Measures

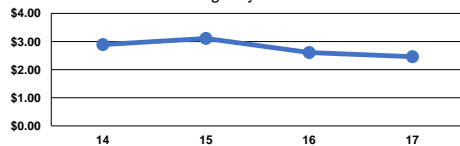
Service Efficiency

Mode	Operating Expenses per Vehicle Revenue Mile	Operating Expenses per Vehicle Revenue Hour
Commuter Bus	\$2.40	\$64.91
Demand Response	\$1.94	\$22.58
Bus	\$3.71	\$56.45
Total	\$2.46	\$39.10

Service Effectiveness

Mode	Operating Expenses per Unlinked Passenger Trip	Unlinked Trips per Vehicle Revenue Mile	Unlinked Trips per Vehicle Revenue Hour
Commuter Bus	\$17.30	0.1	3.8
Demand Response	\$11.68	0.2	1.9
Bus	\$5.35	0.7	10.5
Total	\$9.62	0.3	4.1

Operating Expense per Vehicle Revenue Mile: Agency Total



Unlinked Passenger Trips per Vehicle Revenue Mile: Agency Total

