

# People for People Moses Lake

## 2017 Annual Agency Profile

### General Information

#### Service Consumption

29,440 Annual Unlinked Trips (UPT)

#### Service Supplied

514,800 Annual Vehicle Revenue Miles (VRM)

25,255 Annual Vehicle Revenue Hours (VRH)

#### Summary of Operating Expenses (OE)

\$1,405,250 Total Operating Expenses

#### Database Information

NTDID: 0R03-00287

Reporter Type: Rural General Public Transit

### Financial Information

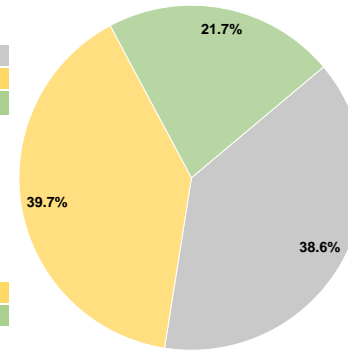
#### Sources of Operating Funds Expended

Fare Revenues	\$0	0.0%
Local Funds	\$0	0.0%
State Funds	\$542,581	38.6%
Federal Assistance	\$557,817	39.7%
Other Funds	\$304,852	21.7%
<b>Total Operating Funds Expended</b>	<b>\$1,405,250</b>	<b>100.0%</b>

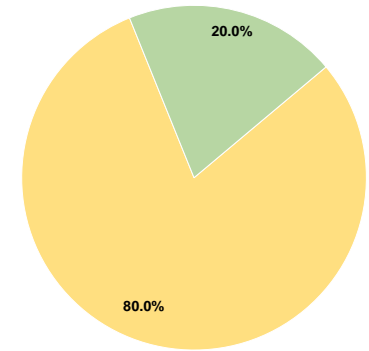
#### Sources of Capital Funds Expended

Fare Revenues	\$0	0.0%
Local Funds	\$0	0.0%
State Funds	\$0	0.0%
Federal Assistance	\$507,370	80.0%
Other Funds	\$126,842	20.0%
<b>Total Capital Funds Expended</b>	<b>\$634,212</b>	<b>100.0%</b>

#### Operating Funding Sources



#### Capital Funding Sources



### Modal Characteristics

#### Operation Characteristics

##### Vehicles Operated at Maximum Service

Mode	Directly Operated	Purchased Transportation	Operating Expenses	Fare Revenues	Uses of Capital Funds	Annual Unlinked Trips	Annual Vehicle Revenue Miles	Annual Vehicle Revenue Hours
Commuter Bus	9	-	\$741,676	\$0	\$330,521	12,828	291,417	11,983
Demand Response	21	-	\$663,574	\$0	\$303,691	16,612	223,383	13,272
<b>Total</b>	<b>30</b>	<b>-</b>	<b>\$1,405,250</b>	<b>\$0</b>	<b>\$634,212</b>	<b>29,440</b>	<b>514,800</b>	<b>25,255</b>

#### Performance Measures


##### Service Efficiency

Mode	Operating Expenses per Vehicle Revenue Mile	Operating Expenses per Vehicle Revenue Hour
Commuter Bus	\$2.55	\$61.89
Demand Response	\$2.97	\$50.00
<b>Total</b>	<b>\$2.73</b>	<b>\$55.64</b>

##### Service Effectiveness

Mode	Operating Expenses per Unlinked Passenger Trip	Unlinked Trips per Vehicle Revenue Mile	Unlinked Trips per Vehicle Revenue Hour
Commuter Bus	\$57.82	0.0	1.1
Demand Response	\$39.95	0.1	1.3
<b>Total</b>	<b>\$47.73</b>	<b>0.1</b>	<b>1.2</b>

Operating Expense per Vehicle Revenue Mile: Agency Total



Unlinked Passenger Trips per Vehicle Revenue Mile: Agency Total

