

# People for People Yakima

## 2017 Annual Agency Profile

### General Information

#### Service Consumption

58,114 Annual Unlinked Trips (UPT)

#### Service Supplied

398,037 Annual Vehicle Revenue Miles (VRM)

21,279 Annual Vehicle Revenue Hours (VRH)

#### Summary of Operating Expenses (OE)

\$1,597,640 Total Operating Expenses

#### Database Information

NTDID: 0R03-00297

Reporter Type: Rural General Public Transit

### Financial Information

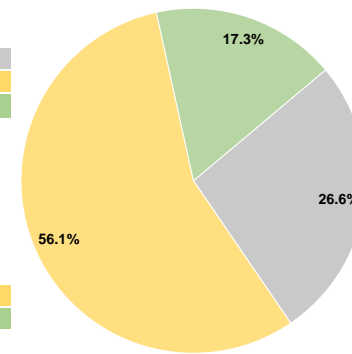
#### Sources of Operating Funds Expended

Fare Revenues	\$0	0.0%
Local Funds	\$0	0.0%
State Funds	\$424,466	26.6%
Federal Assistance	\$896,103	56.1%
Other Funds	\$277,071	17.3%
<b>Total Operating Funds Expended</b>	<b>\$1,597,640</b>	<b>100.0%</b>

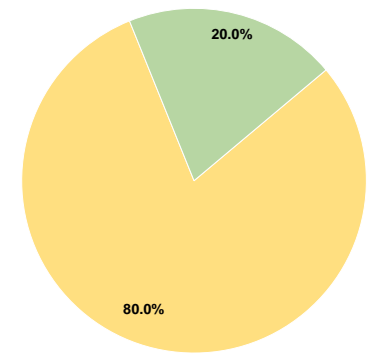
#### Sources of Capital Funds Expended

Fare Revenues	\$0	0.0%
Local Funds	\$0	0.0%
State Funds	\$0	0.0%
Federal Assistance	\$322,850	80.0%
Other Funds	\$80,712	20.0%
<b>Total Capital Funds Expended</b>	<b>\$403,562</b>	<b>100.0%</b>

#### Operating Funding Sources



#### Capital Funding Sources



### Modal Characteristics

#### Operation Characteristics

##### Vehicles Operated at Maximum Service

Mode	Directly Operated	Purchased Transportation	Operating Expenses	Fare Revenues	Uses of Capital Funds	Annual Unlinked Trips	Annual Vehicle Revenue Miles	Annual Vehicle Revenue Hours
Commuter Bus	1	-	\$232,827	\$0	\$155,004	21,126	79,338	2,756
Demand Response	13	-	\$1,364,813	\$0	\$248,558	36,988	318,699	18,523
<b>Total</b>	<b>14</b>	<b>-</b>	<b>\$1,597,640</b>	<b>\$0</b>	<b>\$403,562</b>	<b>58,114</b>	<b>398,037</b>	<b>21,279</b>

#### Performance Measures


##### Service Efficiency

Mode	Operating Expenses per Vehicle Revenue Mile	Operating Expenses per Vehicle Revenue Hour
Commuter Bus	\$2.93	\$84.48
Demand Response	\$4.28	\$73.68
<b>Total</b>	<b>\$4.01</b>	<b>\$75.08</b>

##### Service Effectiveness

Mode	Operating Expenses per Unlinked Passenger Trip	Unlinked Trips per Vehicle Revenue Mile	Unlinked Trips per Vehicle Revenue Hour
Commuter Bus	\$11.02	0.3	7.7
Demand Response	\$36.90	0.1	2.0
<b>Total</b>	<b>\$27.49</b>	<b>0.1</b>	<b>2.7</b>

Operating Expense per Vehicle Revenue Mile: Agency Total



Unlinked Passenger Trips per Vehicle Revenue Mile: Agency Total

