

Island Transit

2017 Annual Agency Profile

General Information

Service Consumption

809,209 Annual Unlinked Trips (UPT)

Service Supplied

2,567,758 Annual Vehicle Revenue Miles (VRM)

106,224 Annual Vehicle Revenue Hours (VRH)

Summary of Operating Expenses (OE)

\$10,862,987 Total Operating Expenses

Database Information

NTDID: 0R03-00298

Reporter Type: Rural General Public Transit

Financial Information

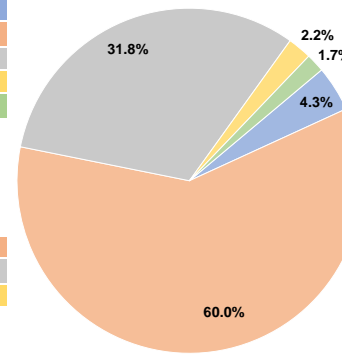
Sources of Operating Funds Expended

Fare Revenues	\$463,677	4.3%
Local Funds	\$6,517,689	60.0%
State Funds	\$3,450,215	31.8%
Federal Assistance	\$243,143	2.2%
Other Funds	\$188,263	1.7%
Total Operating Funds Expended	\$10,862,987	100.0%

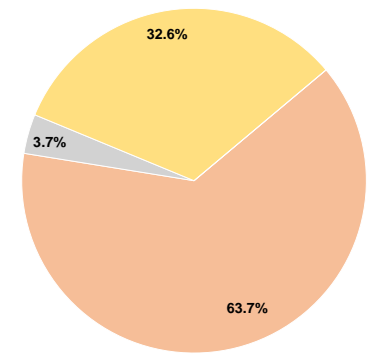
Sources of Capital Funds Expended

Fare Revenues	\$0	0.0%
Local Funds	\$977,431	63.7%
State Funds	\$56,832	3.7%
Federal Assistance	\$501,302	32.6%
Other Funds	\$0	0.0%
Total Capital Funds Expended	\$1,535,565	100.0%

Operating Funding Sources



Capital Funding Sources



Modal Characteristics

Operation Characteristics

Vehicles Operated at Maximum Service

Mode	Directly Operated	Purchased Transportation	Operating Expenses	Fare Revenues	Uses of Capital Funds	Annual Unlinked Trips	Annual Vehicle Revenue Miles	Annual Vehicle Revenue Hours
Demand Response	15	-	\$2,906,820	\$0	\$540,308	58,399	362,720	26,571
Bus	19	-	\$7,328,268	\$22,168	\$945,471	568,682	1,280,621	43,582
Vanpool	60	-	\$627,899	\$441,509	\$49,786	182,128	924,417	36,071
Total	94	-	\$10,862,987	\$463,677	\$1,535,565	809,209	2,567,758	106,224

Performance Measures

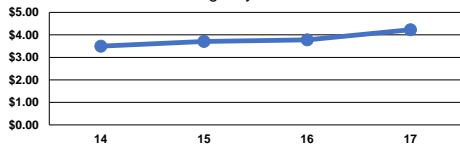
Service Efficiency

Mode	Operating Expenses per Vehicle Revenue Mile	Operating Expenses per Vehicle Revenue Hour
Demand Response	\$8.01	\$109.40
Bus	\$5.72	\$168.15
Vanpool	\$0.68	\$17.41
Total	\$4.23	\$102.26

Service Effectiveness

Mode	Operating Expenses per Unlinked Passenger Trip	Unlinked Trips per Vehicle Revenue Mile	Unlinked Trips per Vehicle Revenue Hour
Demand Response	\$49.78	0.2	2.2
Bus	\$12.89	0.4	13.0
Vanpool	\$3.45	0.2	5.0
Total	\$13.42	0.3	7.6

Operating Expense per Vehicle Revenue Mile: Agency Total



Unlinked Passenger Trips per Vehicle Revenue Mile: Agency Total

