

General Information

Service Consumption

259,841 Annual Unlinked Trips (UPT)

Service Supplied

681,126 Annual Vehicle Revenue Miles (VRM)
 26,835 Annual Vehicle Revenue Hours (VRH)

Summary of Operating Expenses (OE)

\$4,251,422 Total Operating Expenses

Database Information

NTDID: 0R03-00316

Reporter Type: Rural General Public Transit

Financial Information

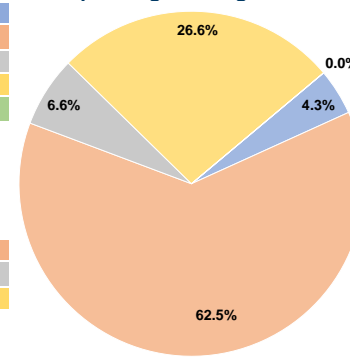
Sources of Operating Funds Expended

Fare Revenues	\$184,086	4.3%
Local Funds	\$2,657,145	62.5%
State Funds	\$281,340	6.6%
Federal Assistance	\$1,128,841	26.6%
Other Funds	\$10	0.0%
Total Operating Funds Expended	\$4,251,422	100.0%

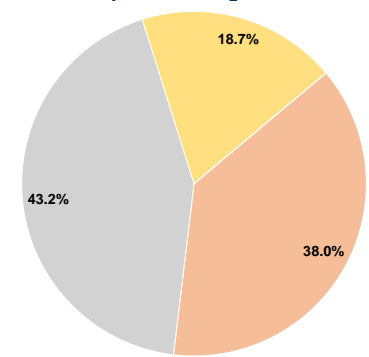
Sources of Capital Funds Expended

Fare Revenues	\$0	0.0%
Local Funds	\$567,479	38.0%
State Funds	\$645,488	43.2%
Federal Assistance	\$279,756	18.7%
Other Funds	\$0	0.0%
Total Capital Funds Expended	\$1,492,723	100.0%

Operating Funding Sources



Capital Funding Sources



Modal Characteristics

Operation Characteristics

Vehicles Operated at Maximum Service

Mode	Directly Operated	Purchased Transportation	Operating Expenses	Fare Revenues	Uses of Capital Funds	Annual Unlinked Trips	Annual Vehicle Revenue Miles	Annual Vehicle Revenue Hours
Demand Response	3	-	\$836,310	\$10,178	\$221,056	11,097	55,009	5,333
Bus	7	-	\$3,371,406	\$140,517	\$1,260,115	239,814	566,523	20,002
Vanpool	4	-	\$43,706	\$33,391	\$11,552	8,930	59,594	1,500
Total	14	-	\$4,251,422	\$184,086	\$1,492,723	259,841	681,126	26,835

Performance Measures

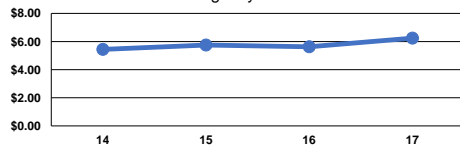
Service Efficiency

Mode	Operating Expenses per Vehicle Revenue Mile	Operating Expenses per Vehicle Revenue Hour
Demand Response	\$15.20	\$156.82
Bus	\$5.95	\$168.55
Vanpool	\$0.73	\$29.14
Total	\$6.24	\$158.43

Service Effectiveness

Mode	Operating Expenses per Unlinked Passenger Trip	Unlinked Trips per Vehicle Revenue Mile	Unlinked Trips per Vehicle Revenue Hour
Demand Response	\$75.36	0.2	2.1
Bus	\$14.06	0.4	12.0
Vanpool	\$4.89	0.1	6.0
Total	\$16.36	0.4	9.7

Operating Expense per Vehicle Revenue Mile: Agency Total



Unlinked Passenger Trips per Vehicle Revenue Mile: Agency Total

