

# Skamania County Senior Services

2017 Annual Agency Profile

## General Information

### Service Consumption

20,729 Annual Unlinked Trips (UPT)

### Service Supplied

251,276 Annual Vehicle Revenue Miles (VRM)

12,991 Annual Vehicle Revenue Hours (VRH)

### Summary of Operating Expenses (OE)

\$454,395 Total Operating Expenses

### Database Information

NTDID: 0R03-00336

Reporter Type: Rural General Public Transit

## Financial Information

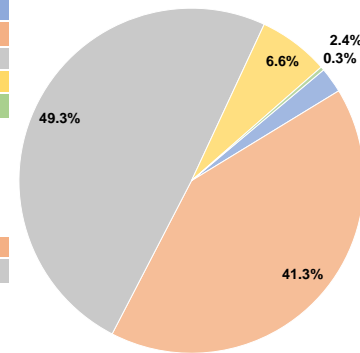
### Sources of Operating Funds Expended

Fare Revenues	\$10,846	2.4%
Local Funds	\$187,808	41.3%
State Funds	\$224,119	49.3%
Federal Assistance	\$30,086	6.6%
Other Funds	\$1,536	0.3%
<b>Total Operating Funds Expended</b>	<b>\$454,395</b>	<b>100.0%</b>

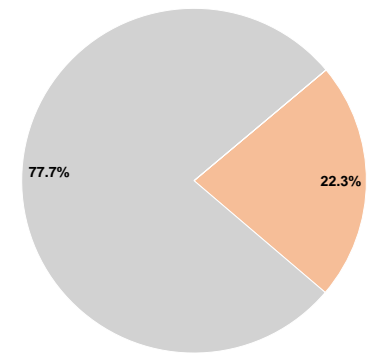
### Sources of Capital Funds Expended

Fare Revenues	\$0	0.0%
Local Funds	\$14,480	22.3%
State Funds	\$50,330	77.7%
Federal Assistance	\$0	0.0%
Other Funds	\$0	0.0%
<b>Total Capital Funds Expended</b>	<b>\$64,810</b>	<b>100.0%</b>

### Operating Funding Sources



### Capital Funding Sources



## Modal Characteristics

### Operation Characteristics

#### Vehicles Operated at Maximum Service

Mode	Directly Operated	Purchased Transportation	Operating Expenses	Fare Revenues	Uses of Capital Funds	Annual Unlinked Trips	Annual Vehicle Revenue Miles	Annual Vehicle Revenue Hours
Demand Response	9	-	\$299,544	\$557	\$64,810	13,674	181,579	10,234
Bus	2	-	\$154,851	\$10,289	\$0	7,055	69,697	2,757
<b>Total</b>	<b>11</b>	<b>-</b>	<b>\$454,395</b>	<b>\$10,846</b>	<b>\$64,810</b>	<b>20,729</b>	<b>251,276</b>	<b>12,991</b>

### Performance Measures

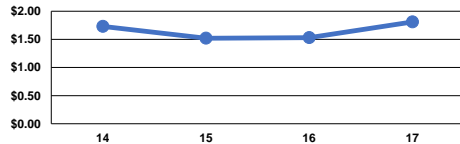
#### Service Efficiency

Mode	Operating Expenses per Vehicle Revenue Mile	Operating Expenses per Vehicle Revenue Hour
Demand Response	\$1.65	\$29.27
Bus	\$2.22	\$56.17
<b>Total</b>	<b>\$1.81</b>	<b>\$34.98</b>

#### Service Effectiveness

Mode	Operating Expenses per Unlinked Passenger Trip	Unlinked Trips per Vehicle Revenue Mile	Unlinked Trips per Vehicle Revenue Hour
Demand Response	\$21.91	0.1	1.3
Bus	\$21.95	0.1	2.6
<b>Total</b>	<b>\$21.92</b>	<b>0.1</b>	<b>1.6</b>

Operating Expense per Vehicle Revenue Mile: Agency Total



Unlinked Passenger Trips per Vehicle Revenue Mile: Agency Total

