

# Central Area Rural Transit System, Inc.

2017 Annual Agency Profile

## General Information

### Service Consumption

36,200 Annual Unlinked Trips (UPT)

### Service Supplied

271,691 Annual Vehicle Revenue Miles (VRM)

14,238 Annual Vehicle Revenue Hours (VRH)

### Summary of Operating Expenses (OE)

\$855,649 Total Operating Expenses

### Database Information

NTDID: 0R04-00378

Reporter Type: Rural General Public Transit

## Financial Information

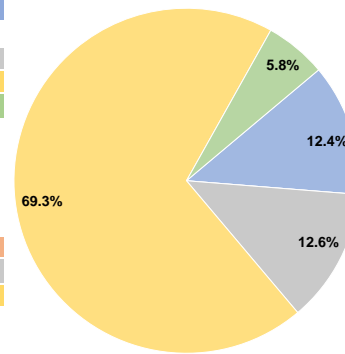
### Sources of Operating Funds Expended

Fare Revenues	\$105,922	12.4%
Local Funds	\$0	0.0%
State Funds	\$107,598	12.6%
Federal Assistance	\$592,859	69.3%
Other Funds	\$49,270	5.8%
<b>Total Operating Funds Expended</b>	<b>\$855,649</b>	<b>100.0%</b>

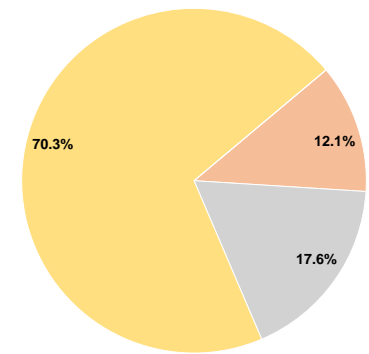
### Sources of Capital Funds Expended

Fare Revenues	\$0	0.0%
Local Funds	\$18,029	12.1%
State Funds	\$26,164	17.6%
Federal Assistance	\$104,659	70.3%
Other Funds	\$0	0.0%
<b>Total Capital Funds Expended</b>	<b>\$148,852</b>	<b>100.0%</b>

### Operating Funding Sources



### Capital Funding Sources



## Modal Characteristics

### Operation Characteristics

#### Vehicles Operated at Maximum Service

Mode	Directly Operated	Purchased Transportation	Operating Expenses	Fare Revenues	Uses of Capital Funds	Annual Unlinked Trips	Annual Vehicle Revenue Miles	Annual Vehicle Revenue Hours
Demand Response	10	-	\$703,719	\$85,966	\$148,852	24,889	246,102	11,056
Demand Response - Taxi	-	15	\$151,930	\$19,956	\$0	11,311	25,589	3,182
<b>Total</b>	<b>10</b>	<b>15</b>	<b>\$855,649</b>	<b>\$105,922</b>	<b>\$148,852</b>	<b>36,200</b>	<b>271,691</b>	<b>14,238</b>

### Performance Measures

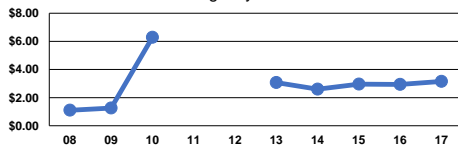
#### Service Efficiency

Mode	Operating Expenses per Vehicle Revenue Mile	Operating Expenses per Vehicle Revenue Hour
Demand Response	\$2.86	\$63.65
Demand Response - Taxi	\$5.94	\$47.75
<b>Total</b>	<b>\$3.15</b>	<b>\$60.10</b>

#### Service Effectiveness

Mode	Operating Expenses per Unlinked Passenger Trip	Unlinked Trips per Vehicle Revenue Mile	Unlinked Trips per Vehicle Revenue Hour
Demand Response	\$28.27	0.1	2.3
Demand Response - Taxi	\$13.43	0.4	3.6
<b>Total</b>	<b>\$23.64</b>	<b>0.1</b>	<b>2.5</b>

Operating Expense per Vehicle Revenue Mile: Agency Total



Unlinked Passenger Trips per Vehicle Revenue Mile: Agency Total

