

City of Bangor - BAT Community Connector

2017 Annual Agency Profile

General Information

Urbanized Area (UZA) Statistics - 2010 Census

Bangor, ME
43 Square Miles
61,210 Population
441 Pop. Rank out of 498 UZAs

Other UZAs Served

0 Maine Non-UZA

Service Area Statistics

29 Square Miles
55,500 Population

Service Consumption

821,827 Annual Unlinked Trips (UPT)

Service Supplied

598,955 Annual Vehicle Revenue Miles (VRM)
46,095 Annual Vehicle Revenue Hours (VRH)

Database Information

NTDID: 10096

Reporter Type: Reduced Reporter

Financial Information

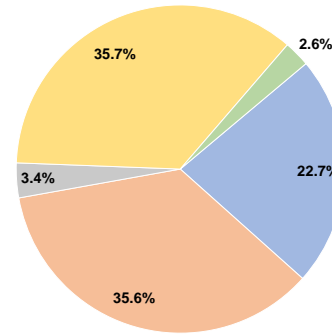
Sources of Operating Funds Expended

Fare Revenues	\$671,167	22.7%
Local Funds	\$1,050,585	35.6%
State Funds	\$101,109	3.4%
Federal Assistance	\$1,055,038	35.7%
Other Funds	\$75,728	2.6%
Total Operating Funds Expended	\$2,953,627	100.0%

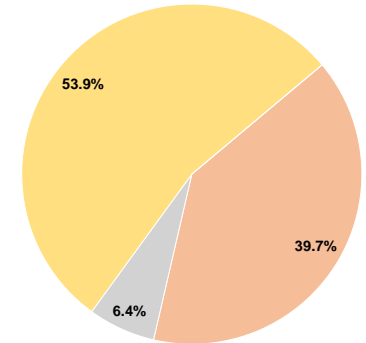
Sources of Capital Funds Expended

Fare Revenues	\$0	0.0%
Local Funds	\$142,751	39.7%
State Funds	\$23,002	6.4%
Federal Assistance	\$193,582	53.9%
Other Funds	\$0	0.0%
Total Capital Funds Expended	\$359,335	100.0%

Operating Funding Sources



Capital Funding Sources



Modal Characteristics

Operation Characteristics

Vehicles Operated at Maximum Service

Mode	Directly Operated	Purchased Transportation	Operating Expenses	Fare Revenues	Uses of Capital Funds	Annual Unlinked Trips	Annual Vehicle Revenue Miles	Annual Vehicle Revenue Hours	Average Fleet Age in Years ^a
Bus	14	-	\$2,801,649	\$671,167	\$359,335	821,827	598,955	46,095	12.7
Total	14	-	\$2,801,649	\$671,167	\$359,335	821,827	598,955	46,095	

Performance Measures

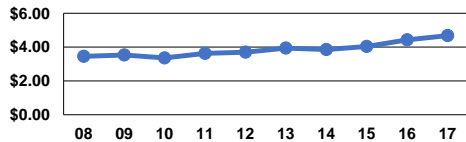
Service Efficiency

Mode	Operating Expenses per Vehicle Revenue Mile	Operating Expenses per Vehicle Revenue Hour
Bus	\$4.68	\$60.78
Total	\$4.68	\$60.78

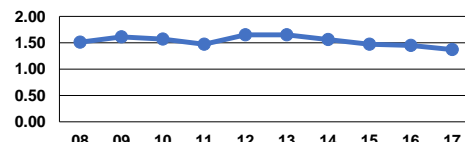
Service Effectiveness

Mode	Operating Expenses per Unlinked Passenger Trip	Unlinked Trips per Vehicle Revenue Mile	Unlinked Trips per Vehicle Revenue Hour
Bus	\$3.41	1.4	17.8
Total	\$3.41	1.4	17.8

Operating Expense per Vehicle Revenue Mile: Bus



Unlinked Passenger Trips per Vehicle Revenue Mile: Bus



Notes:

^aDemand Response - Taxi (DT) and non-dedicated fleets do not report fleet age data.

*This agency has a purchased transportation relationship in which they buy service from Penquis Community Action Program (NTDID: 10134), and in which the data are captured in another report for mode DR/PT.