

Biddeford-Saco-Old Orchard Beach Transit Committee Shuttle Bus

2017 Annual Agency Profile

General Information

Urbanized Area (UZA) Statistics - 2010 Census

Portland, ME
136 **Square Miles**
203,914 **Population**
177 **Pop. Rank out of 498 UZAs**

Other UZAs Served

0 Maine Non-UZA

Service Area Statistics

90 **Square Miles**
67,302 **Population**

Service Consumption

332,849 **Annual Unlinked Trips (UPT)**

Service Supplied

412,695 **Annual Vehicle Revenue Miles (VRM)**
26,963 **Annual Vehicle Revenue Hours (VRH)**

Database Information

NTDID: 10114

Reporter Type: Reduced Reporter

Financial Information

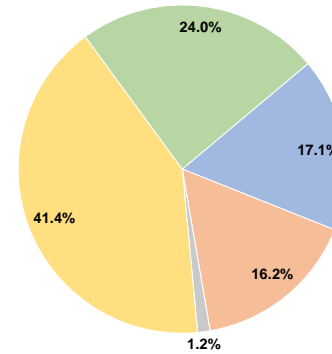
Sources of Operating Funds Expended

Fare Revenues	\$436,767	17.1%
Local Funds	\$413,945	16.2%
State Funds	\$31,145	1.2%
Federal Assistance	\$1,055,312	41.4%
Other Funds	\$610,220	24.0%
Total Operating Funds Expended	\$2,547,389	100.0%

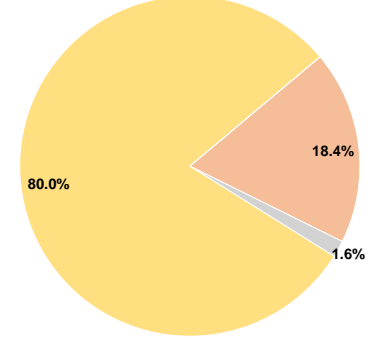
Sources of Capital Funds Expended

Fare Revenues	\$0	0.0%
Local Funds	\$56,978	18.4%
State Funds	\$4,895	1.6%
Federal Assistance	\$247,492	80.0%
Other Funds	\$0	0.0%
Total Capital Funds Expended	\$309,365	100.0%

Operating Funding Sources



Capital Funding Sources



Modal Characteristics

Operation Characteristics

Vehicles Operated at Maximum Service

Mode	Directly Operated	Purchased Transportation	Operating Expenses	Fare Revenues	Uses of Capital Funds	Annual Unlinked Trips	Annual Vehicle Revenue Miles	Annual Vehicle Revenue Hours	Average Fleet Age in Years ^a
Bus	20	-	\$2,547,389	\$436,767	\$309,365	332,849	412,695	26,963	13.5
Total	20	-	\$2,547,389	\$436,767	\$309,365	332,849	412,695	26,963	

Performance Measures

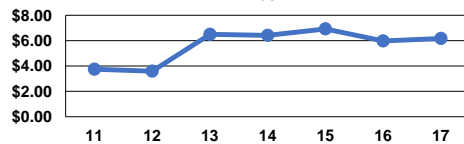
Service Efficiency

Mode	Operating Expenses per Vehicle Revenue Mile	Operating Expenses per Vehicle Revenue Hour
Bus	\$6.17	\$94.48
Total	\$6.17	\$94.48

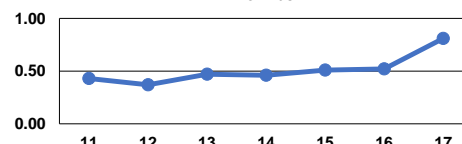
Service Effectiveness

Mode	Operating Expenses per Unlinked Passenger Trip	Unlinked Trips per Vehicle Revenue Mile	Unlinked Trips per Vehicle Revenue Hour
Bus	\$7.65	0.8	12.3
Total	\$7.65	0.8	12.3

Operating Expense per Vehicle Revenue Mile:
Bus



Unlinked Passenger Trips per Vehicle Revenue Mile: Bus



Notes:

^aDemand Response - Taxi (DT) and non-dedicated fleets do not report fleet age data.