

Penquis Community Action Program

2017 Annual Agency Profile

General Information

Service Consumption

333,438 Annual Unlinked Trips (UPT)

Service Supplied

7,054,337 Annual Vehicle Revenue Miles (VRM)
259,950 Annual Vehicle Revenue Hours (VRH)

Summary of Operating Expenses (OE)

\$14,403,792 Total Operating Expenses

Database Information

NTDID: 1R03-10134

Reporter Type: Rural General Public Transit

Financial Information

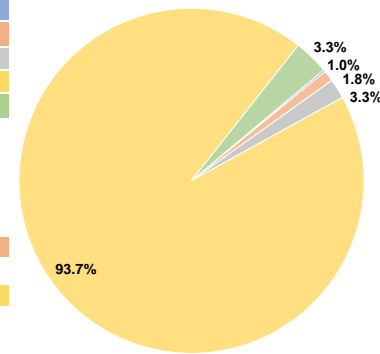
Sources of Operating Funds Expended

Fare Revenues	\$30,270	0.2%
Local Funds	\$148,026	1.0%
State Funds	\$265,835	1.8%
Federal Assistance	\$13,490,042	93.7%
Other Funds	\$469,619	3.3%
Total Operating Funds Expended	\$14,403,792	100.0%

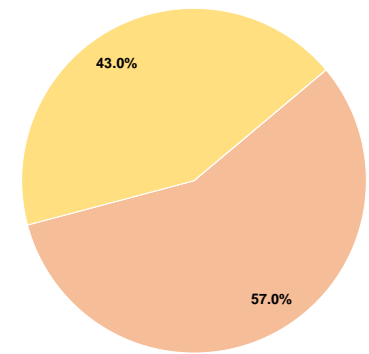
Sources of Capital Funds Expended

Fare Revenues	\$0	0.0%
Local Funds	\$18,990	57.0%
State Funds	\$0	0.0%
Federal Assistance	\$14,342	43.0%
Other Funds	\$0	0.0%
Total Capital Funds Expended	\$33,332	100.0%

Operating Funding Sources



Capital Funding Sources



Modal Characteristics

Operation Characteristics

Vehicles Operated at Maximum Service

Mode	Directly Operated	Purchased Transportation	Operating Expenses	Fare Revenues	Uses of Capital Funds	Annual Unlinked Trips	Annual Vehicle Revenue Miles	Annual Vehicle Revenue Hours
Demand Response	176	-	\$12,862,131	\$30,270	\$33,332	234,922	6,343,179	210,635
Demand Response - Taxi	-	19	\$1,541,661	\$0	\$0	98,516	711,158	49,315
Total	176	19	\$14,403,792	\$30,270	\$33,332	333,438	7,054,337	259,950

Performance Measures

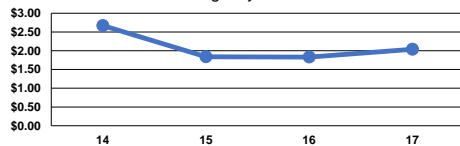
Service Efficiency

Mode	Operating Expenses per Vehicle Revenue Mile	Operating Expenses per Vehicle Revenue Hour
Demand Response	\$2.03	\$61.06
Demand Response - Taxi	\$2.17	\$31.26
Total	\$2.04	\$55.41

Service Effectiveness

Mode	Operating Expenses per Unlinked Passenger Trip	Unlinked Trips per Vehicle Revenue Mile	Unlinked Trips per Vehicle Revenue Hour
Demand Response	\$54.75	0.0	1.1
Demand Response - Taxi	\$15.65	0.1	2.0
Total	\$43.20	0.0	1.3

Operating Expense per Vehicle Revenue Mile: Agency Total



Unlinked Passenger Trips per Vehicle Revenue Mile: Agency Total

