

# Aroostook Regional Transportation Systems, Inc.

2017 Annual Agency Profile

## General Information

### Service Consumption

65,156 Annual Unlinked Trips (UPT)

### Service Supplied

325,935 Annual Vehicle Revenue Miles (VRM)

19,199 Annual Vehicle Revenue Hours (VRH)

### Summary of Operating Expenses (OE)

\$1,482,249 Total Operating Expenses

### Database Information

NTDID: 1R03-10142

Reporter Type: Rural General Public Transit

## Financial Information

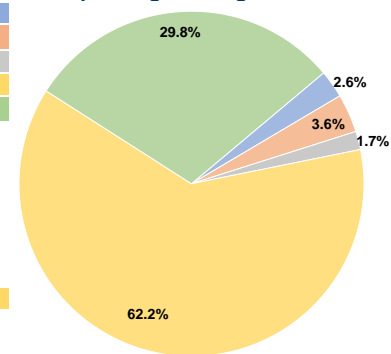
### Sources of Operating Funds Expended

Fare Revenues	\$38,585	2.6%
Local Funds	\$53,519	3.6%
State Funds	\$25,443	1.7%
Federal Assistance	\$922,399	62.2%
Other Funds	\$442,303	29.8%
<b>Total Operating Funds Expended</b>	<b>\$1,482,249</b>	<b>100.0%</b>

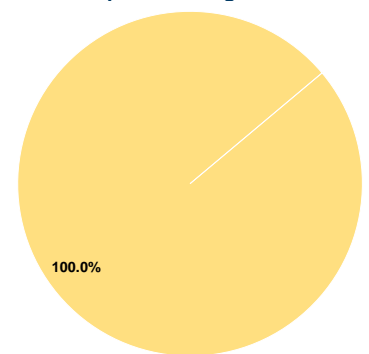
### Sources of Capital Funds Expended

Fare Revenues	\$0	0.0%
Local Funds	\$0	0.0%
State Funds	\$0	0.0%
Federal Assistance	\$67,497	100.0%
Other Funds	\$0	0.0%
<b>Total Capital Funds Expended</b>	<b>\$67,497</b>	<b>100.0%</b>

### Operating Funding Sources



### Capital Funding Sources



## Modal Characteristics

### Operation Characteristics

#### Vehicles Operated at Maximum Service

Mode	Directly Operated	Purchased Transportation	Operating Expenses	Fare Revenues	Uses of Capital Funds	Annual Unlinked Trips	Annual Vehicle Revenue Miles	Annual Vehicle Revenue Hours
Demand Response	18	-	\$1,482,249	\$38,585	\$67,497	65,156	325,935	19,199
<b>Total</b>	<b>18</b>	<b>-</b>	<b>\$1,482,249</b>	<b>\$38,585</b>	<b>\$67,497</b>	<b>65,156</b>	<b>325,935</b>	<b>19,199</b>

### Performance Measures

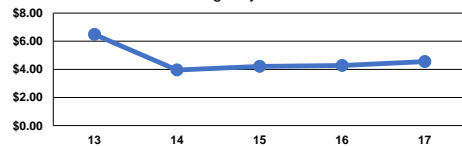
#### Service Efficiency

Mode	Operating Expenses per Vehicle Revenue Mile	Operating Expenses per Vehicle Revenue Hour
Demand Response	\$4.55	\$77.20
<b>Total</b>	<b>\$4.55</b>	<b>\$77.20</b>

#### Service Effectiveness

Mode	Operating Expenses per Unlinked Passenger Trip	Unlinked Trips per Vehicle Revenue Mile	Unlinked Trips per Vehicle Revenue Hour
Demand Response	\$22.75	0.2	3.4
<b>Total</b>	<b>\$22.75</b>	<b>0.2</b>	<b>3.4</b>

Operating Expense per Vehicle Revenue Mile:  
Agency Total



Unlinked Passenger Trips per Vehicle Revenue  
Mile: Agency Total

