

# West's Transportation, Inc.

## 2017 Annual Agency Profile

### General Information

#### Service Consumption

11,889 Annual Unlinked Trips (UPT)

#### Service Supplied

221,506 Annual Vehicle Revenue Miles (VRM)

6,870 Annual Vehicle Revenue Hours (VRH)

#### Summary of Operating Expenses (OE)

\$402,381 Total Operating Expenses

#### Database Information

NTDID: 1R03-10177

Reporter Type: Rural General Public Transit

### Financial Information

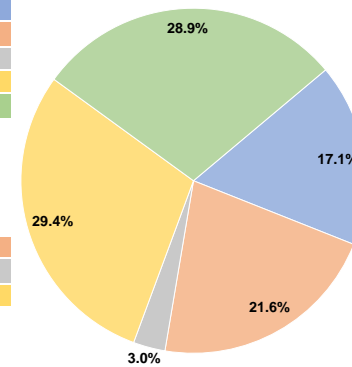
#### Sources of Operating Funds Expended

Fare Revenues	\$68,915	17.1%
Local Funds	\$87,046	21.6%
State Funds	\$12,045	3.0%
Federal Assistance	\$118,151	29.4%
Other Funds	\$116,224	28.9%
<b>Total Operating Funds Expended</b>	<b>\$402,381</b>	<b>100.0%</b>

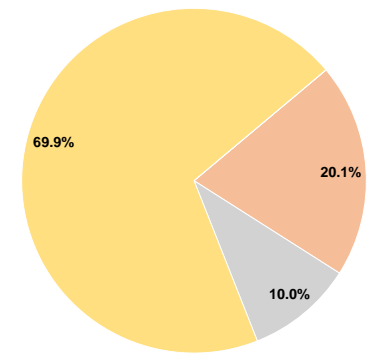
#### Sources of Capital Funds Expended

Fare Revenues	\$0	0.0%
Local Funds	\$13,824	20.1%
State Funds	\$6,869	10.0%
Federal Assistance	\$48,000	69.9%
Other Funds	\$0	0.0%
<b>Total Capital Funds Expended</b>	<b>\$68,693</b>	<b>100.0%</b>

#### Operating Funding Sources



#### Capital Funding Sources



### Modal Characteristics

#### Operation Characteristics

##### Vehicles Operated at Maximum Service

Mode	Directly Operated	Purchased Transportation	Operating Expenses	Fare Revenues	Uses of Capital Funds	Annual Unlinked Trips	Annual Vehicle Revenue Miles	Annual Vehicle Revenue Hours
Demand Response	8	-	\$116,224	\$0	\$68,693	7,392	165,800	5,230
Bus	3	-	\$286,157	\$68,915	\$0	4,497	55,706	1,640
<b>Total</b>	<b>11</b>	<b>-</b>	<b>\$402,381</b>	<b>\$68,915</b>	<b>\$68,693</b>	<b>11,889</b>	<b>221,506</b>	<b>6,870</b>

#### Performance Measures

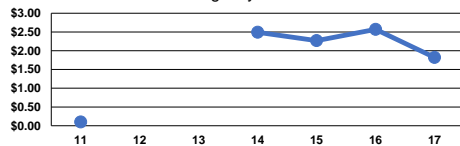
##### Service Efficiency

Mode	Operating Expenses per Vehicle Revenue Mile	Operating Expenses per Vehicle Revenue Hour
Demand Response	\$0.70	\$22.22
Bus	\$5.14	\$174.49
<b>Total</b>	<b>\$1.82</b>	<b>\$58.57</b>

##### Service Effectiveness

Mode	Operating Expenses per Unlinked Passenger Trip	Unlinked Trips per Vehicle Revenue Mile	Unlinked Trips per Vehicle Revenue Hour
Demand Response	\$15.72	0.0	1.4
Bus	\$63.63	0.1	2.7
<b>Total</b>	<b>\$33.84</b>	<b>0.1</b>	<b>1.7</b>

Operating Expense per Vehicle Revenue Mile: Agency Total



Unlinked Passenger Trips per Vehicle Revenue Mile: Agency Total

