

# Deerfield Valley Transit Association, Inc.

2017 Annual Agency Profile

## General Information

### Service Consumption

271,249 Annual Unlinked Trips (UPT)

### Service Supplied

343,418 Annual Vehicle Revenue Miles (VRM)

19,078 Annual Vehicle Revenue Hours (VRH)

### Summary of Operating Expenses (OE)

\$1,732,845 Total Operating Expenses

### Database Information

NTDID: 1R06-10144

Reporter Type: Rural General Public Transit

## Financial Information

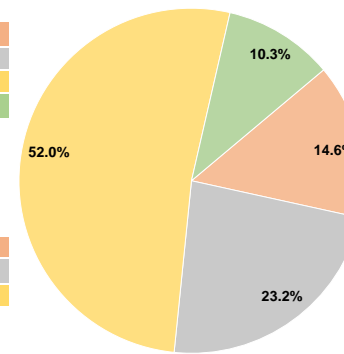
### Sources of Operating Funds Expended

Fare Revenues	\$0	0.0%
Local Funds	\$252,254	14.6%
State Funds	\$401,351	23.2%
Federal Assistance	\$900,822	52.0%
Other Funds	\$178,418	10.3%
<b>Total Operating Funds Expended</b>	<b>\$1,732,845</b>	<b>100.0%</b>

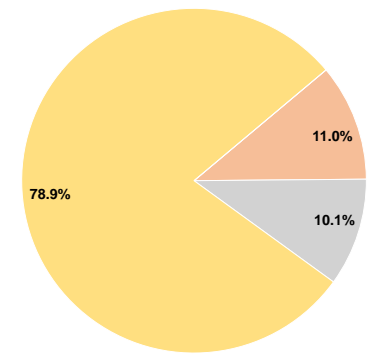
### Sources of Capital Funds Expended

Fare Revenues	\$0	0.0%
Local Funds	\$38,763	11.0%
State Funds	\$35,802	10.1%
Federal Assistance	\$278,699	78.9%
Other Funds	\$0	0.0%
<b>Total Capital Funds Expended</b>	<b>\$353,264</b>	<b>100.0%</b>

### Operating Funding Sources



### Capital Funding Sources



## Modal Characteristics

### Operation Characteristics

#### Vehicles Operated at Maximum Service

Mode	Directly Operated	Purchased Transportation	Operating Expenses	Fare Revenues	Uses of Capital Funds	Annual Unlinked Trips	Annual Vehicle Revenue Miles	Annual Vehicle Revenue Hours
Demand Response	4	-	\$176,917	\$0	\$0	4,420	44,087	2,045
Bus	23	-	\$1,555,928	\$0	\$353,264	266,829	299,331	17,033
<b>Total</b>	<b>27</b>	<b>-</b>	<b>\$1,732,845</b>	<b>\$0</b>	<b>\$353,264</b>	<b>271,249</b>	<b>343,418</b>	<b>19,078</b>

### Performance Measures

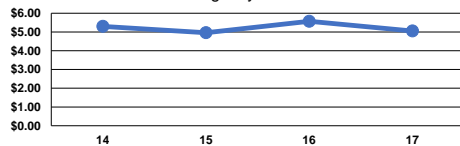
#### Service Efficiency

Mode	Operating Expenses per Vehicle Revenue Mile	Operating Expenses per Vehicle Revenue Hour
Demand Response	\$4.01	\$86.51
Bus	\$5.20	\$91.35
<b>Total</b>	<b>\$5.05</b>	<b>\$90.83</b>

#### Service Effectiveness

Mode	Operating Expenses per Unlinked Passenger Trip	Unlinked Trips per Vehicle Revenue Mile	Unlinked Trips per Vehicle Revenue Hour
Demand Response	\$40.03	0.1	2.2
Bus	\$5.83	0.9	15.7
<b>Total</b>	<b>\$6.39</b>	<b>0.8</b>	<b>14.2</b>

Operating Expense per Vehicle Revenue Mile: Agency Total



Unlinked Passenger Trips per Vehicle Revenue Mile: Agency Total

