

Community Transit, Inc.

2017 Annual Agency Profile

General Information

Urbanized Area (UZA) Statistics - 2010 Census

New York-Newark, NY-NJ-CT
3,450 **Square Miles**
18,351,295 **Population**
1 **Pop. Rank out of 498 UZAs**

Service Area Statistics

89 **Square Miles**
324,278 **Population**

Service Consumption

525,444 **Annual Unlinked Trips (UPT)**

Service Supplied

819,645 **Annual Vehicle Revenue Miles (VRM)**
26,014 **Annual Vehicle Revenue Hours (VRH)**

Database Information

NTDID: 20160

Reporter Type: Reduced Reporter

Financial Information

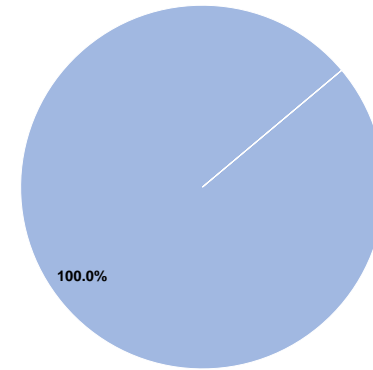
Sources of Operating Funds Expended

Fare Revenues	\$4,393,762	100.0%
Local Funds	\$0	0.0%
State Funds	\$0	0.0%
Federal Assistance	\$0	0.0%
Other Funds	\$0	0.0%
Total Operating Funds Expended	\$4,393,762	100.0%

Sources of Capital Funds Expended

Fare Revenues	\$0
Local Funds	\$0
State Funds	\$0
Federal Assistance	\$0
Other Funds	\$0
Total Capital Funds Expended	\$0

Operating Funding Sources



Modal Characteristics

Operation Characteristics

Vehicles Operated at Maximum Service

Mode	Directly Operated	Purchased Transportation	Operating Expenses	Fare Revenues	Uses of Capital Funds	Annual Unlinked Trips	Annual Vehicle Revenue Miles	Annual Vehicle Revenue Hours	Average Fleet Age in Years ^a
Commuter Bus	23	-	\$4,393,762	\$4,393,762	\$0	525,444	819,645	26,014	2.2
Total	23	-	\$4,393,762	\$4,393,762	\$0	525,444	819,645	26,014	

Performance Measures

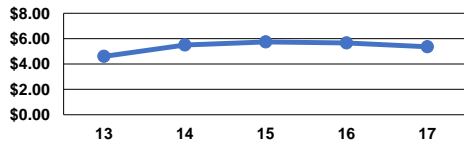
Service Efficiency

Mode	Operating Expenses per Vehicle Revenue Mile	Operating Expenses per Vehicle Revenue Hour
Commuter Bus	\$5.36	\$168.90
Total	\$5.36	\$168.90

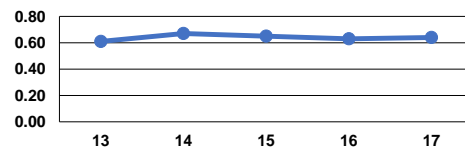
Service Effectiveness

Mode	Operating Expenses per Unlinked Passenger Trip	Unlinked Trips per Vehicle Revenue Mile	Unlinked Trips per Vehicle Revenue Hour
Commuter Bus	\$8.36	0.6	20.2
Total	\$8.36	0.6	20.2

Operating Expense per Vehicle Revenue Mile: Commuter Bus



Unlinked Passenger Trips per Vehicle Revenue Mile: Commuter Bus



Notes:

^aDemand Response - Taxi (DT) and non-dedicated fleets do not report fleet age data.