

Leprechaun Lines, Inc.

2017 Annual Agency Profile

General Information

Urbanized Area (UZA) Statistics - 2010 Census

Poughkeepsie-Newburgh, NY-NJ
327 **Square Miles**
423,566 **Population**
89 **Pop. Rank out of 498 UZAs**

Service Area Statistics

132 **Square Miles**
249,175 **Population**

Service Consumption

31,160 **Annual Unlinked Trips (UPT)**

Service Supplied

366,296 **Annual Vehicle Revenue Miles (VRM)**
14,858 **Annual Vehicle Revenue Hours (VRH)**

Database Information

NTDID: 20179

Reporter Type: Reduced Reporter

Financial Information

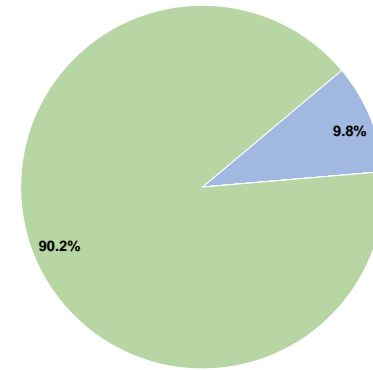
Sources of Operating Funds Expended

Fare Revenues	\$167,219	9.8%
Local Funds	\$0	0.0%
State Funds	\$0	0.0%
Federal Assistance	\$0	0.0%
Other Funds	\$1,546,409	90.2%
Total Operating Funds Expended	\$1,713,628	100.0%

Sources of Capital Funds Expended

Fare Revenues	\$0
Local Funds	\$0
State Funds	\$0
Federal Assistance	\$0
Other Funds	\$0
Total Capital Funds Expended	\$0

Operating Funding Sources



Modal Characteristics

Operation Characteristics

Vehicles Operated at Maximum Service

Mode	Directly Operated	Purchased Transportation	Operating Expenses	Fare Revenues	Uses of Capital Funds	Annual Unlinked Trips	Annual Vehicle Revenue Miles	Annual Vehicle Revenue Hours	Average Fleet Age in Years ^a
Commuter Bus	6 ¹	-	\$1,713,628 ¹	\$167,219	\$0 ¹	31,160	366,296	14,858	15.0
Total	6	-	\$1,713,628	\$167,219	\$0	31,160	366,296	14,858	

Performance Measures

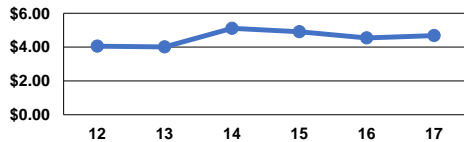
Service Efficiency

Mode	Operating Expenses per Vehicle Revenue Mile	Operating Expenses per Vehicle Revenue Hour
Commuter Bus	\$4.68	\$115.33
Total	\$4.68	\$115.33

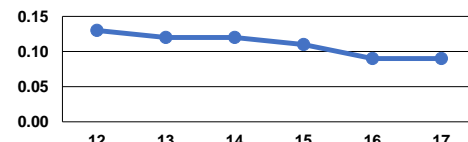
Service Effectiveness

Mode	Operating Expenses per Unlinked Passenger Trip	Unlinked Trips per Vehicle Revenue Mile	Unlinked Trips per Vehicle Revenue Hour
Commuter Bus	\$54.99	0.1	2.1
Total	\$54.99	0.1	2.1

Operating Expense per Vehicle Revenue Mile: Commuter Bus



Unlinked Passenger Trips per Vehicle Revenue Mile: Commuter Bus



Notes:

^aDemand Response - Taxi (DT) and non-dedicated fleets do not report fleet age data.

¹Includes data for a contract with another reporter.

*This agency has a purchased transportation relationship in which they sell service to New York Department of Transportation (NTDID: 2R02), and in which the data are captured in this report for mode CB/DO.