

Town of Highlands Dial-A-Bus

2017 Annual Agency Profile

General Information

Urbanized Area (UZA) Statistics - 2010 Census

Poughkeepsie-Newburgh, NY-NJ
327 **Square Miles**
423,566 **Population**
89 **Pop. Rank out of 498 UZAs**

Service Area Statistics

36 **Square Miles**
6,886 **Population**

Service Consumption

4,181 **Annual Unlinked Trips (UPT)**

Service Supplied

12,266 **Annual Vehicle Revenue Miles (VRM)**
1,740 **Annual Vehicle Revenue Hours (VRH)**

Database Information

NTDID: 20182

Reporter Type: Reduced Reporter

Financial Information

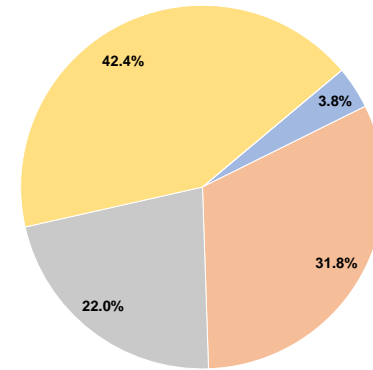
Sources of Operating Funds Expended

Fare Revenues	\$2,625	3.8%
Local Funds	\$22,054	31.8%
State Funds	\$15,265	22.0%
Federal Assistance	\$29,422	42.4%
Other Funds	\$0	0.0%
Total Operating Funds Expended	\$69,366	100.0%

Sources of Capital Funds Expended

Fare Revenues	\$0
Local Funds	\$0
State Funds	\$0
Federal Assistance	\$0
Other Funds	\$0
Total Capital Funds Expended	\$0

Operating Funding Sources



Modal Characteristics

Operation Characteristics

Vehicles Operated at Maximum Service

Mode	Directly Operated	Purchased Transportation	Operating Expenses	Fare Revenues	Uses of Capital Funds	Annual Unlinked Trips	Annual Vehicle Revenue Miles	Annual Vehicle Revenue Hours	Average Fleet Age in Years ^a
Demand Response	1	-	\$69,366	\$2,625	\$0	4,181	12,266	1,740	5.0
Total	1	-	\$69,366	\$2,625	\$0	4,181	12,266	1,740	

Performance Measures

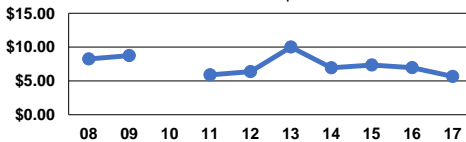
Service Efficiency

Mode	Operating Expenses per Vehicle Revenue Mile	Operating Expenses per Vehicle Revenue Hour
Demand Response	\$5.66	\$39.87
Total	\$5.66	\$39.87

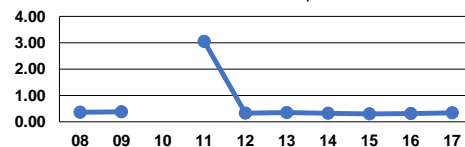
Service Effectiveness

Mode	Operating Expenses per Unlinked Passenger Trip	Unlinked Trips per Vehicle Revenue Mile	Unlinked Trips per Vehicle Revenue Hour
Demand Response	\$16.59	0.3	2.4
Total	\$16.59	0.3	2.4

Operating Expense per Vehicle Revenue Mile: Demand Response



Unlinked Passenger Trips per Vehicle Revenue Mile: Demand Response



Notes:

^aDemand Response - Taxi (DT) and non-dedicated fleets do not report fleet age data.