

# Town of Monroe Dial-A-Bus

2017 Annual Agency Profile

## General Information

### Urbanized Area (UZA) Statistics - 2010 Census

Poughkeepsie-Newburgh, NY-NJ  
327 **Square Miles**  
423,566 **Population**  
89 **Pop. Rank out of 498 UZAs**

### Service Area Statistics

24 **Square Miles**  
45,125 **Population**

### Service Consumption

30,563 **Annual Unlinked Trips (UPT)**

### Service Supplied

126,898 **Annual Vehicle Revenue Miles (VRM)**  
11,920 **Annual Vehicle Revenue Hours (VRH)**

### Database Information

NTDID: 20183

Reporter Type: Reduced Reporter

## Financial Information

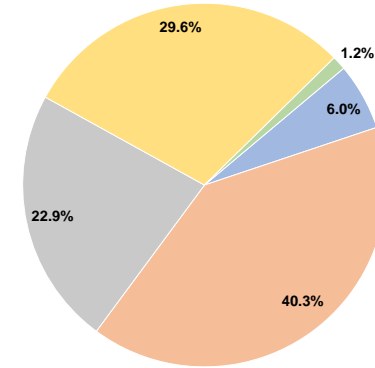
### Sources of Operating Funds Expended

Fare Revenues	\$36,281	6.0%
Local Funds	\$244,745	40.3%
State Funds	\$139,144	22.9%
Federal Assistance	\$180,000	29.6%
Other Funds	\$7,507	1.2%
<b>Total Operating Funds Expended</b>	<b>\$607,677</b>	<b>100.0%</b>

### Sources of Capital Funds Expended

Fare Revenues	\$0
Local Funds	\$0
State Funds	\$0
Federal Assistance	\$0
Other Funds	\$0
<b>Total Capital Funds Expended</b>	<b>\$0</b>

### Operating Funding Sources



## Modal Characteristics

### Operation Characteristics

#### Vehicles Operated at Maximum Service

Mode	Directly Operated	Purchased Transportation	Operating Expenses	Fare Revenues	Uses of Capital Funds	Annual Unlinked Trips	Annual Vehicle Revenue Miles	Annual Vehicle Revenue Hours	Average Fleet Age in Years <sup>a</sup>
Demand Response	8	-	\$607,677	\$36,281	\$0	30,563	126,898	11,920	4.5
<b>Total</b>	<b>8</b>	<b>-</b>	<b>\$607,677</b>	<b>\$36,281</b>	<b>\$0</b>	<b>30,563</b>	<b>126,898</b>	<b>11,920</b>	

### Performance Measures

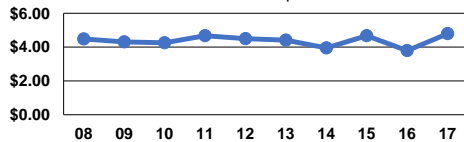
#### Service Efficiency

Mode	Operating Expenses per Vehicle Revenue Mile	Operating Expenses per Vehicle Revenue Hour
Demand Response	\$4.79	\$50.98
<b>Total</b>	<b>\$4.79</b>	<b>\$50.98</b>

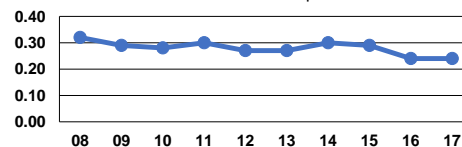
#### Service Effectiveness

Mode	Operating Expenses per Unlinked Passenger Trip	Unlinked Trips per Vehicle Revenue Mile	Unlinked Trips per Vehicle Revenue Hour
Demand Response	\$19.88	0.2	2.6
<b>Total</b>	<b>\$19.88</b>	<b>0.2</b>	<b>2.6</b>

Operating Expense per Vehicle Revenue Mile: Demand Response



Unlinked Passenger Trips per Vehicle Revenue Mile: Demand Response



### Notes:

<sup>a</sup>Demand Response - Taxi (DT) and non-dedicated fleets do not report fleet age data.