

Weirton Transit Corporation

2017 Annual Agency Profile

General Information

Urbanized Area (UZA) Statistics - 2010 Census

Weirton-Steubenville, WV-OH-PA
51 **Square Miles**
70,889 **Population**
389 **Pop. Rank out of 498 UZAs**

Service Area Statistics

19 **Square Miles**
19,746 **Population**

Service Consumption

51,841 **Annual Unlinked Trips (UPT)**

Service Supplied

136,806 **Annual Vehicle Revenue Miles (VRM)**
12,225 **Annual Vehicle Revenue Hours (VRH)**

Database Information

NTDID: 30066

Reporter Type: Reduced Reporter

Financial Information

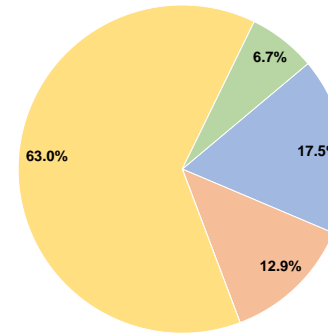
Sources of Operating Funds Expended

Fare Revenues	\$72,459	17.5%
Local Funds	\$53,452	12.9%
State Funds	\$0	0.0%
Federal Assistance	\$260,973	63.0%
Other Funds	\$27,629	6.7%
Total Operating Funds Expended	\$414,513	100.0%

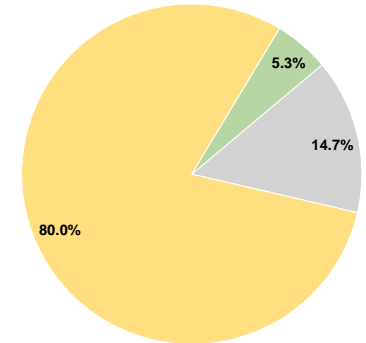
Sources of Capital Funds Expended

Fare Revenues	\$0	0.0%
Local Funds	\$0	0.0%
State Funds	\$13,292	14.7%
Federal Assistance	\$72,106	80.0%
Other Funds	\$4,735	5.3%
Total Capital Funds Expended	\$90,133	100.0%

Operating Funding Sources



Capital Funding Sources



Modal Characteristics

Operation Characteristics

Vehicles Operated at Maximum Service

Mode	Directly Operated	Purchased Transportation	Operating Expenses	Fare Revenues	Uses of Capital Funds	Annual Unlinked Trips	Annual Vehicle Revenue Miles	Annual Vehicle Revenue Hours	Average Fleet Age in Years ^a
Bus	6	-	\$414,513	\$72,459	\$90,133	51,841	136,806	12,225	4.8
Total	6	-	\$414,513	\$72,459	\$90,133	51,841	136,806	12,225	

Performance Measures

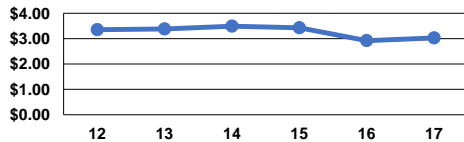
Service Efficiency

Mode	Operating Expenses per Vehicle Revenue Mile	Operating Expenses per Vehicle Revenue Hour
Bus	\$3.03	\$33.91
Total	\$3.03	\$33.91

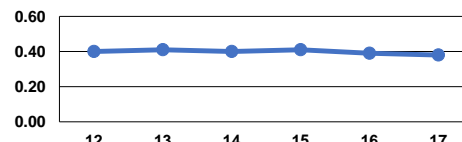
Service Effectiveness

Mode	Operating Expenses per Unlinked Passenger Trip	Unlinked Trips per Vehicle Revenue Mile	Unlinked Trips per Vehicle Revenue Hour
Bus	\$8.00	0.4	4.2
Total	\$8.00	0.4	4.2

Operating Expense per Vehicle Revenue Mile: Bus



Unlinked Passenger Trips per Vehicle Revenue Mile: Bus



Notes:

^aDemand Response - Taxi (DT) and non-dedicated fleets do not report fleet age data.