

City of Hazleton -- Hazleton Public Transit

2017 Annual Agency Profile

General Information

Urbanized Area (UZA) Statistics - 2010 Census

Hazleton, PA
31 **Square Miles**
56,827 **Population**
460 **Pop. Rank out of 498 UZAs**

Other UZAs Served

0 Pennsylvania Non-UZA

Service Area Statistics

47 **Square Miles**
57,482 **Population**

Service Consumption

208,654 **Annual Unlinked Trips (UPT)**

Service Supplied

417,843 **Annual Vehicle Revenue Miles (VRM)**
30,949 **Annual Vehicle Revenue Hours (VRH)**

Database Information

NTDID: 30093

Reporter Type: Reduced Reporter

Financial Information

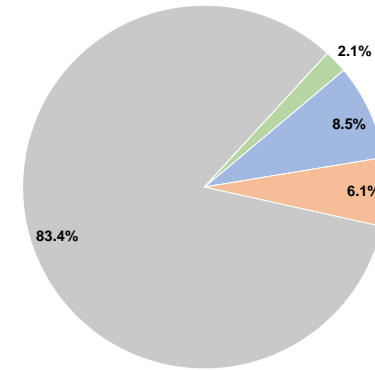
Sources of Operating Funds Expended

Fare Revenues	\$207,198	8.5%
Local Funds	\$148,116	6.1%
State Funds	\$2,030,120	83.4%
Federal Assistance	\$0	0.0%
Other Funds	\$50,173	2.1%
Total Operating Funds Expended	\$2,435,607	100.0%

Sources of Capital Funds Expended

Fare Revenues	\$0
Local Funds	\$0
State Funds	\$0
Federal Assistance	\$0
Other Funds	\$0
Total Capital Funds Expended	\$0

Operating Funding Sources



Modal Characteristics

Operation Characteristics

Vehicles Operated at Maximum Service

Mode	Directly Operated	Purchased Transportation	Operating Expenses	Fare Revenues	Uses of Capital Funds	Annual Unlinked Trips	Annual Vehicle Revenue Miles	Annual Vehicle Revenue Hours	Average Fleet Age in Years ^a
Demand Response	-	3	\$245,982	\$22,442	\$0	6,101	37,051	4,062	5.0
Bus	-	8	\$2,075,664	\$184,756	\$0	202,553	380,792	26,887	8.5
Total	-	11	\$2,321,646	\$207,198	\$0	208,654	417,843	30,949	

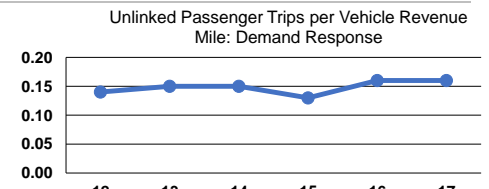
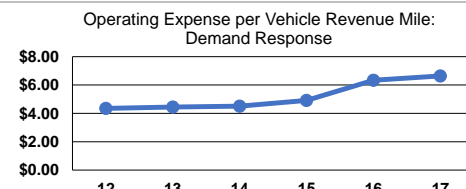
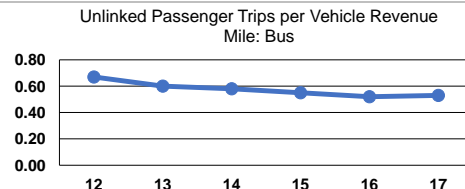
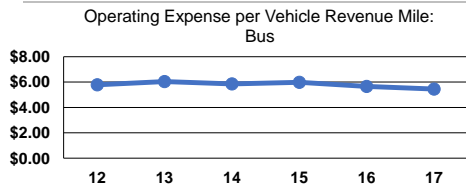
Performance Measures

Service Efficiency

Mode	Operating Expenses per Vehicle Revenue Mile	Operating Expenses per Vehicle Revenue Hour
Demand Response	\$6.64	\$60.56
Bus	\$5.45	\$77.20
Total	\$5.56	\$75.02

Service Effectiveness

Mode	Operating Expenses per Unlinked Passenger Trip	Unlinked Trips per Vehicle Revenue Mile	Unlinked Trips per Vehicle Revenue Hour
Demand Response	\$40.32	0.2	1.5
Bus	\$10.25	0.5	7.5
Total	\$11.13	0.5	6.7



Notes:

^aDemand Response - Taxi (DT) and non-dedicated fleets do not report fleet age data.